



The affordable LED spot solution

LED Small Spots

Philips standard and Glass LED spots are a perfect fit for basic spot lighting and deliver warm halogen-like light. They are compatible with most existing fixtures with a GU10 socket and are designed as a retrofit replacement for halogen spots. They provide the beautiful light and performance you expect from the LED technology at an affordable price.

Benefits

- Very good quality and distribution of light with classic design
- Up to 90% energy saving compared with halogen lamps
- Long lifetime with lower maintenance costs

Features

- Easy retrofit
- Excellent light distribution
- Long lifetime and lumen maintenance
- Non-Dimmable
- UV- and IR-free light

Application

- Hotels, restaurants, bars, cafés, shops
- Lobbies, corridors, stairwells, bathrooms, reception areas

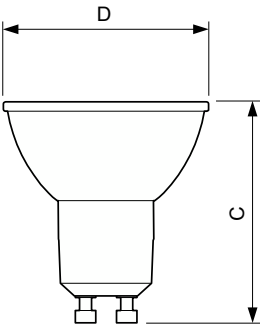
LED Small Spots

Versions



LEDspot 50W GU10 830 35D

Dimensional drawing



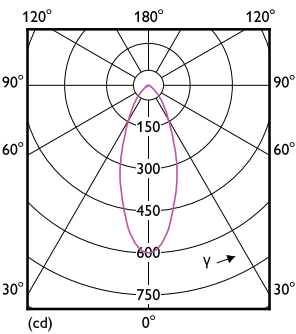
Product	D	C
4GU10/LED/927-22/F35/G/WG/T20 10/1	50 mm	54 mm
4GU10/LED/930/F35/DIM/G/120V T20 10/1	50 mm	54 mm

LED Small Spots

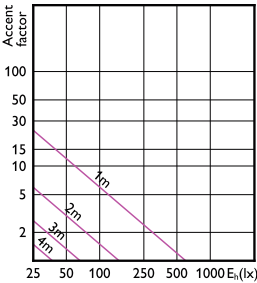
General Information	
Cap-Base	GU10
Switching Cycle	50,000
Nominal lifetime	25,000 hour(s)
Light Technical	
Beam Angle (Nom)	35 degree(s)
Color rendering index (CRI)	90
LLMF At End Of Nominal Lifetime (Nom)	70 %
Luminous Flux	380 lm
Luminous Intensity (Nom)	600 cd
Operating and Electrical	
Input Frequency	50 to 60 Hz
Line Frequency	50 to 60 Hz
Power Consumption	4 W
Starting Time (Nom)	0.5 s
Wattage Equivalent	50 W
Temperature	
T-Case Maximum (Nom)	65 °C
Controls and Dimming	
Dimmable	Yes
Mechanical and Housing	
Bulb Finish	Clear
Bulb Shape	MR16
Approval and Application	
Energy Consumption kWh/1000 h	- kWh

Light Technical

Order Code	Full Product Name	Correlated Color Temperature	Color Code
		(Nom)	
929002055304	4GU10/LED/927-22/F35/G/WG/T20 10/1	2200 K	927-922
929002055504	4GU10/LED/930/F35/DIM/G/120V T20 10/1	3000 K	930

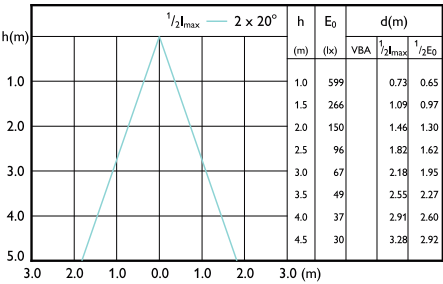


Accent Diagrams



Accent Diagram - 4GU10/LED/
927-22/F35/G/WG/T20 10/1

Beam Diagrams



Beam diagram - 4GU10/LED/
927-22/F35/G/WG/T20 10/1

