



Energy saving elegance that gives a beautiful sparkle of light

LED BA11

Philips LED BA11 candles offer energy saving ambiance with the elegant effect of incandescent candles. These designs provides light in an omnidirectional manner, giving lighting designers a long life alternative to standard incandescent sources.

Benefits

- Long life -- lowers maintenance costs by reducing re-lamp frequency
- Excellent color consistency with high color rendering (CRI)
- Certain offerings with a warm glow effect dim to a cozy glow to set the mood

Features

- Smooth Dimming
- Integrated compact driver design to achieve a decorative look and feels
- Installs into existing candelabra and medium-based fixtures
- 15,000-hour rated average life
- Wet location options available

Application

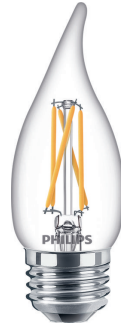
- Restaurants
- Hotels
- Residential

LED BA11

Versions



Candelabra Screw BA11 35mm
Clear



Single Contact Medium Screw BA11
35mm Clear



Candelabra Screw BA11 35mm
Clear



Single Contact Medium Screw BA11
35mm Clear



Candelabra Screw BA11 35mm
Clear



Single Contact Medium Screw BA11
35mm Clear



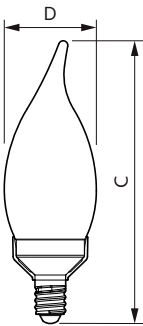
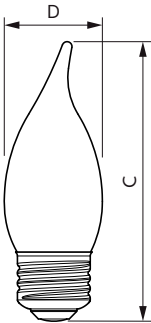
Single Contact Medium Screw BA11
35mm



Candelabra Screw BA11 35mm

LED BA11

Dimensional drawing



| Product | D | C |
|--|-------|--------|
| 5.5BA11/PER/950/CL/G/E26/DIM 1FB T20 | 35 mm | 102 mm |
| 3.3BA11/PER/950/CL/G/E26/DIM 1FB T20 | 35 mm | 102 mm |
| 6.6BA11/PER/950/CL/G/E26/DIM 1FB T20 | 35 mm | 102 mm |
| 6.6BA11/PER/927-922/CL/G/E26/WGX T20 | 35 mm | 102 mm |
| 3.3BA11/PER/927-922/CL/G/E26/WGX 1FB T20 | 35 mm | 102 mm |
| 5.5BA11/PER/927-922/CL/G/E26/WGX 1FB T20 | 35 mm | 102 mm |

| Product | D | C |
|--|-------|--------|
| 3.3BA11/PER/950/CL/G/E12/DIM 1FB T20 | 35 mm | 114 mm |
| 6.6BA11/PER/950/CL/G/E12/DIM 1FB T20 | 35 mm | 110 mm |
| 6.6BA11/PER/927-922/CL/G/E12/WGX T20 | 35 mm | 110 mm |
| 3.3BA11/PER/927-922/CL/G/E12/WGX 1FB T20 | 35 mm | 110 mm |
| 2BA11/PER/927-922/CL/G/E12/WGX 1FB T20 | 35 mm | 110 mm |
| 5.5BA11/PER/927-922/CL/G/E12/WGX 1FB T20 | 35 mm | 110 mm |
| 5.5BA11/PER/950/CL/G/E12/DIM 1FB T20 | 35 mm | 114 mm |

Controls and Dimming

| | |
|----------|-----|
| Dimmable | Yes |
|----------|-----|

Operating and Electrical

| | |
|---------------|-------|
| Voltage (Nom) | 120 V |
|---------------|-------|

| | |
|---------------------|-------|
| Starting Time (Nom) | 0.5 s |
|---------------------|-------|

General Information

| | |
|------------------------|---------|
| Nominal Lifetime (Nom) | 15000 h |
|------------------------|---------|

| | |
|-----------------|--------|
| Switching Cycle | 20000X |
|-----------------|--------|

Light Technical

| | |
|-----------------------------|----|
| Color Rendering Index (Nom) | 90 |
|-----------------------------|----|

Mechanical and Housing

| | |
|-------------|-------|
| Bulb Finish | Clear |
|-------------|-------|

| | |
|------------|------|
| Bulb Shape | BA11 |
|------------|------|

Operating and Electrical

| Order Code | Full Product Name | Input Frequency | Wattage Equivalent | Power (Rated) (Nom) |
|------------|--|-----------------|--------------------|---------------------|
| 549543 | 3.3BA11/PER/927-922/CL/G/E12/WGX 1FB T20 | - | 40 W | 3.3 W |
| 550250 | 5.5BA11/PER/927-922/CL/G/E12/WGX 1FB T20 | - | 60 W | 5.5 W |
| 549246 | 2BA11/PER/927-922/CL/G/E12/WGX 1FB T20 | - | 25 W | 2 W |
| 549550 | 3.3BA11/PER/927-922/CL/G/E26/WGX 1FB T20 | - | 40 W | 3.3 W |
| 549576 | 5.5BA11/PER/927-922/CL/G/E26/WGX 1FB T20 | - | 60 W | 5.5 W |
| 549121 | 3.3BA11/PER/950/CL/G/E12/DIM 1FB T20 | 60 Hz | 40 W | 3.3 W |
| 549139 | 3.3BA11/PER/950/CL/G/E26/DIM 1FB T20 | 60 Hz | 40 W | 3.3 W |
| 549162 | 5.5BA11/PER/950/CL/G/E12/DIM 1FB T20 | 60 Hz | 60 W | 5.5 W |
| 549170 | 5.5BA11/PER/950/CL/G/E26/DIM 1FB T20 | 60 Hz | 60 W | 5.5 W |
| 557462 | 6.6BA11/PER/927-922/CL/G/E26/WGX T20 | 60 Hz | 75 W | 6.6 W |
| 557488 | 6.6BA11/PER/950/CL/G/E26/DIM 1FB T20 | 60 Hz | 75 W | 6.6 W |
| 557470 | 6.6BA11/PER/927-922/CL/G/E12/WGX T20 | 60 Hz | 75 W | 6.6 W |
| 557496 | 6.6BA11/PER/950/CL/G/E12/DIM 1FB T20 | 60 Hz | 75 W | 6.6 W |

General Information

LED BA11

| Order Code | Full Product Name | Cap-Base |
|------------|--|----------|
| 549543 | 3.3BA11/PER/927-922/CL/G/E12/WGX 1FB T20 | E12 |
| 550250 | 5.5BA11/PER/927-922/CL/G/E12/WGX 1FB T20 | E12 |
| 549246 | 2BA11/PER/927-922/CL/G/E12/WGX 1FB T20 | E12 |
| 549550 | 3.3BA11/PER/927-922/CL/G/E26/WGX 1FB T20 | E26 |
| 549576 | 5.5BA11/PER/927-922/CL/G/E26/WGX 1FB T20 | E26 |
| 549121 | 3.3BA11/PER/950/CL/G/E12/DIM 1FB T20 | E12 |
| 549139 | 3.3BA11/PER/950/CL/G/E26/DIM 1FB T20 | E26 |

| Order Code | Full Product Name | Cap-Base |
|------------|--------------------------------------|----------|
| 549162 | 5.5BA11/PER/950/CL/G/E12/DIM 1FB T20 | E12 |
| 549170 | 5.5BA11/PER/950/CL/G/E26/DIM 1FB T20 | E26 |
| 557462 | 6.6BA11/PER/927-922/CL/G/E26/WGX T20 | E26 |
| 557488 | 6.6BA11/PER/950/CL/G/E26/DIM 1FB T20 | E26 |
| 557470 | 6.6BA11/PER/927-922/CL/G/E12/WGX T20 | E12 |
| 557496 | 6.6BA11/PER/950/CL/G/E12/DIM 1FB T20 | E12 |

Light Technical (1/2)

| Order Code | Full Product Name | Beam | | Correlated Color | Llmf At End |
|------------|--|-------------|------------|-------------------|---------------------------|
| | | Angle (Nom) | Color Code | Temperature (Nom) | Of Nominal Lifetime (Nom) |
| 549543 | 3.3BA11/PER/927-922/CL/G/E12/WGX 1FB T20 | - | 927-922 | - | 70 % |
| 550250 | 5.5BA11/PER/927-922/CL/G/E12/WGX 1FB T20 | - | 927-922 | - | 70 % |
| 549246 | 2BA11/PER/927-922/CL/G/E12/WGX 1FB T20 | - | 927-922 | - | 70 % |
| 549550 | 3.3BA11/PER/927-922/CL/G/E26/WGX 1FB T20 | - | 927-922 | - | 70 % |
| 549576 | 5.5BA11/PER/927-922/CL/G/E26/WGX 1FB T20 | 300 ° | 927-922 | - | 70 % |
| 549121 | 3.3BA11/PER/950/CL/G/E12/DIM 1FB T20 | - | 950 | 5000 K | 70 % |

| Order Code | Full Product Name | Beam | | Correlated Color | Llmf At End |
|------------|--------------------------------------|-------------|------------|-------------------|---------------------------|
| | | Angle (Nom) | Color Code | Temperature (Nom) | Of Nominal Lifetime (Nom) |
| 549139 | 3.3BA11/PER/950/CL/G/E26/DIM 1FB T20 | - | 950 | 5000 K | 70 % |
| 549162 | 5.5BA11/PER/950/CL/G/E12/DIM 1FB T20 | - | 950 | 5000 K | 70 % |
| 549170 | 5.5BA11/PER/950/CL/G/E26/DIM 1FB T20 | - | 950 | 5000 K | 70 % |
| 557462 | 6.6BA11/PER/927-922/CL/G/E26/WGX T20 | - | 927-922 | - | 0.7 % |
| 557488 | 6.6BA11/PER/950/CL/G/E26/DIM 1FB T20 | - | 950 | 5000 K | 0.7 % |
| 557470 | 6.6BA11/PER/927-922/CL/G/E12/WGX T20 | - | 927-922 | - | 0.7 % |
| 557496 | 6.6BA11/PER/950/CL/G/E12/DIM 1FB T20 | - | 950 | 5000 K | 0.7 % |

Light Technical (2/2)

| Order Code | Full Product Name | Luminous Flux (Nom) |
|------------|--|---------------------|
| 549543 | 3.3BA11/PER/927-922/CL/G/E12/WGX 1FB T20 | 300 lm |
| 550250 | 5.5BA11/PER/927-922/CL/G/E12/WGX 1FB T20 | 500 lm |
| 549246 | 2BA11/PER/927-922/CL/G/E12/WGX 1FB T20 | 180 lm |
| 549550 | 3.3BA11/PER/927-922/CL/G/E26/WGX 1FB T20 | 300 lm |
| 549576 | 5.5BA11/PER/927-922/CL/G/E26/WGX 1FB T20 | 500 lm |
| 549121 | 3.3BA11/PER/950/CL/G/E12/DIM 1FB T20 | 300 lm |
| 549139 | 3.3BA11/PER/950/CL/G/E26/DIM 1FB T20 | 300 lm |

| Order Code | Full Product Name | Luminous Flux (Nom) |
|------------|--------------------------------------|---------------------|
| 549162 | 5.5BA11/PER/950/CL/G/E12/DIM 1FB T20 | 500 lm |
| 549170 | 5.5BA11/PER/950/CL/G/E26/DIM 1FB T20 | 500 lm |
| 557462 | 6.6BA11/PER/927-922/CL/G/E26/WGX T20 | 600 lm |
| 557488 | 6.6BA11/PER/950/CL/G/E26/DIM 1FB T20 | 600 lm |
| 557470 | 6.6BA11/PER/927-922/CL/G/E12/WGX T20 | 600 lm |
| 557496 | 6.6BA11/PER/950/CL/G/E12/DIM 1FB T20 | 600 lm |

Temperature

| Order Code | Full Product Name | T-Case Maximum (Nom) |
|------------|--|----------------------|
| 549543 | 3.3BA11/PER/927-922/CL/G/E12/WGX 1FB T20 | 50 °C |
| 550250 | 5.5BA11/PER/927-922/CL/G/E12/WGX 1FB T20 | 60 °C |
| 549246 | 2BA11/PER/927-922/CL/G/E12/WGX 1FB T20 | 45 °C |
| 549550 | 3.3BA11/PER/927-922/CL/G/E26/WGX 1FB T20 | 50 °C |
| 549576 | 5.5BA11/PER/927-922/CL/G/E26/WGX 1FB T20 | 60 °C |

| Order Code | Full Product Name | T-Case Maximum (Nom) |
|------------|--------------------------------------|----------------------|
| 549121 | 3.3BA11/PER/950/CL/G/E12/DIM 1FB T20 | 50 °C |
| 549139 | 3.3BA11/PER/950/CL/G/E26/DIM 1FB T20 | 50 °C |
| 549162 | 5.5BA11/PER/950/CL/G/E12/DIM 1FB T20 | 60 °C |
| 549170 | 5.5BA11/PER/950/CL/G/E26/DIM 1FB T20 | 60 °C |
| 557462 | 6.6BA11/PER/927-922/CL/G/E26/WGX T20 | 60 °C |

LED BA11

| Order Code | Full Product Name | T-Case Maximum (Nom) |
|------------|--------------------------------------|----------------------|
| 557488 | 6.6BA11/PER/950/CL/G/E26/DIM 1FB T20 | 60 °C |
| 557470 | 6.6BA11/PER/927-922/CL/G/E12/WGX T20 | 60 °C |
| 557496 | 6.6BA11/PER/950/CL/G/E12/DIM 1FB T20 | 60 °C |

