



# Full Range Recessed Up-light to Make Your Space Distinctive

## UNIlIn-ground

UNIlIn-ground family provide a completed range of up-lights in terms of wattage, beam angle, color temperature, etc. It is to make your space distinctive with more safety and convenience as well. Compact and robust design with aluminum housing, waterproof connectors are all for ensuring long-lasting operation without your more caring after installation. Waterproof connector is to give more ease to installation and save your installation cost. Apart from high-quality white light, RGB (and mono RGB) are available with DMX512 decoder built-in side.

### Benefits

- Easy to opt
- Quick installation
- Long lifespan
- Robust design for severe conditions

### Features

- wide range of wattage from 1W to 36W
- more options on light beam angle
- warm white is standard and neutral white, RGB and mono RGB is customized
- compact design and lower height of fittings
- IK67, IP67 rated, pass 20KN static load and 500hrs salty spray test passed
- working temperature -40°C to +50°C

### Application

- Public spaces
- Vertical architectural surfaces
- Plaza ground

Versions



BBP412 BS



BBP211 BS



BBP403 BS

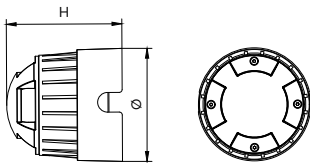



BBP212 BS

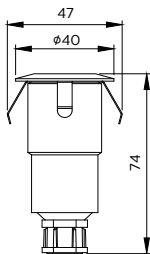
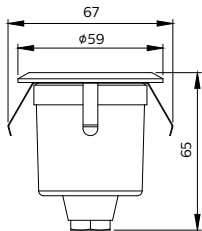


BBP210 BS

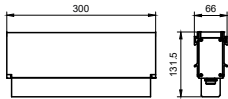
Dimensional drawing



	Ø,mm	H,mm
BBP211	90	107
BCP213	105	117



Dimensional drawing



General Information	
CE mark	-
Light source replaceable	No
Light Technical	
Light source color	830 warm white
Correlated Color Temperature (Nom)	3000 K
Color rendering index (CRI)	>80
Standard tilt angle posttop	-
Controls and Dimming	
Dimmable	No
Approval and Application	
Mech. impact protection code	IK10
Ingress protection code	IP67

General Information

Order Code	Full Product Name	Driver included	Flammability mark
911401755432	BBP412 LED200/WW 7W 24V L1200	Yes	-
911401755302	BBP211 LED90/WW 2W 12V 30D	No	For mounting on normally flammable surfaces
911401755422	BBP403 LED50/WW 2W 24V L300	Yes	-
911401755312	BBP212 LED45/WW 3W 100-240V	Yes	For mounting on normally flammable surfaces
911401755292	BBP210 LED50/WW 1W 12V 30D	No	For mounting on normally flammable surfaces

Light Technical

Order Code	Full Product Name	Optical cover type	Luminous Flux
911401755432	BBP412 LED200/WW 7W 24V L1200	Glass	200 lm
911401755302	BBP211 LED90/WW 2W 12V 30D	Polycarbonate bowl/cover flat	90 lm
911401755422	BBP403 LED50/WW 2W 24V L300	Glass	50 lm

Order Code	Full Product Name	Optical cover type	Luminous Flux
911401755312	BBP212 LED45/WW 3W 100-240V	Polycarbonate bowl/cover opal	45 lm
911401755292	BBP210 LED50/WW 1W 12V 30D	Polycarbonate bowl/cover flat	50 lm

Operating and Electrical

Order Code	Full Product Name	Power Consumption
911401755432	BBP412 LED200/WW 7W 24V L1200	6.5 W
911401755302	BBP211 LED90/WW 2W 12V 30D	2 W
911401755422	BBP403 LED50/WW 2W 24V L300	1.6 W

Order Code	Full Product Name	Power Consumption
911401755312	BBP212 LED45/WW 3W 100-240V	3 W
911401755292	BBP210 LED50/WW 1W 12V 30D	1 W

Mechanical and Housing

Order Code	Full Product Name	Housing Color
911401755432	BBP412 LED200/WW 7W 24V L1200	Aluminum and gray

Order Code	Full Product Name	Housing Color
911401755302	BBP211 LED90/WW 2W 12V 30D	Aluminum

Order Code	Full Product Name	Housing Color
911401755422	BBP403 LED50/WW 2W 24V L300	Aluminum and gray
911401755312	BBP212 LED45/WW 3W 100-240V	Aluminum and gray

Order Code	Full Product Name	Housing Color
911401755292	BBP210 LED50/WW 1W 12V 30D	Aluminum

