

Day-Brite

CFI

by Signify

Industrial

FCX Value high bay

15,000 & 22,000 lumens



Day-Brite / CFI FCX value high bay is an economical combination of solid performance and quality construction. This product is ideally suited for use in mid- to high ceiling applications including industrial, warehouses, gymnasiums, and big box retail.

Project: _____
Location: _____
Cat.No: _____
Type: _____
Lumens: _____ Qty: _____
Notes: _____

Ordering guide

Example: FCX15L840-UNV-DIM

Series	Lumens ¹ (nominal)	Color Temp. (K)	Voltage	Dimming
FCX		840 –	–	DIM
FCX Value high bay	15L 15,000 nominal delivered lumens 22L 22,000 nominal delivered lumens	840 80 CRI, 4000K	UNV Universal voltage 120-277V 347 347V	DIM 0-10V

1. Nominal delivered lumens at 25°C ambient.

Many luminaire components, such as reflectors, lenses, sockets, lampholders, and LEDs are made from various types of plastics which can be adversely affected by airborne contaminants. If sulfur based chemicals, petroleum based products, cleaning solutions, or other contaminants are expected in the intended area of use, consult factory for compatibility.

Features

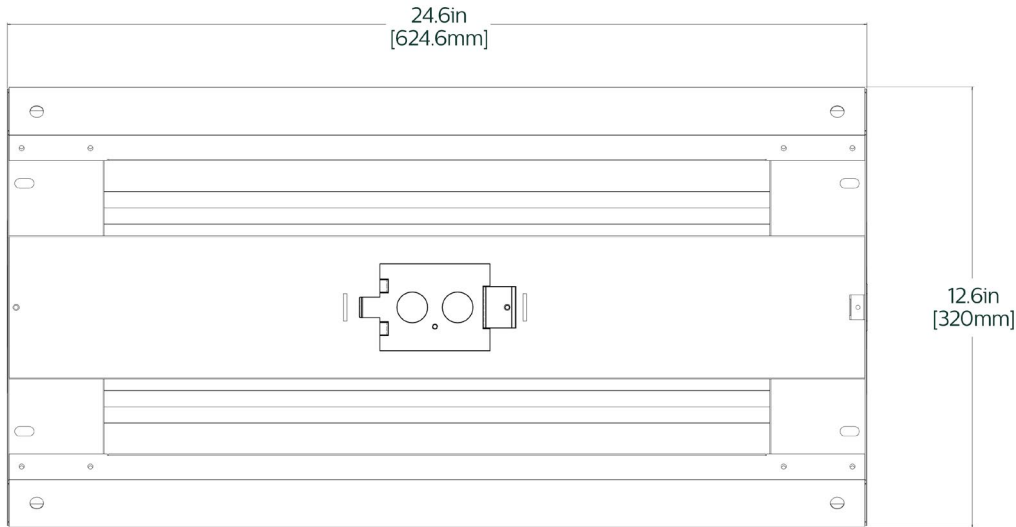
- Die formed sheet metal housing and end plates.
- Corrosion resistant gloss white paint after fabrication finish.
- V-hooks and 48" chains supplied (set of 2) for installation.
- Lumen maintenance up to 70% (L70) at 50,000 hours.
- Access plate located on top of housing for easy wiring.
- Five year limited luminaire warranty. Visit www.signify.com/warranties for complete warranty information.
- cULus listed for use in damp locations up to 40C ambient.
- Components are RoHS compliant
- DesignLights Consortium qualified. Please see the DLC QPL list for exact catalog numbers (<http://www.designlights.org/QPL>)



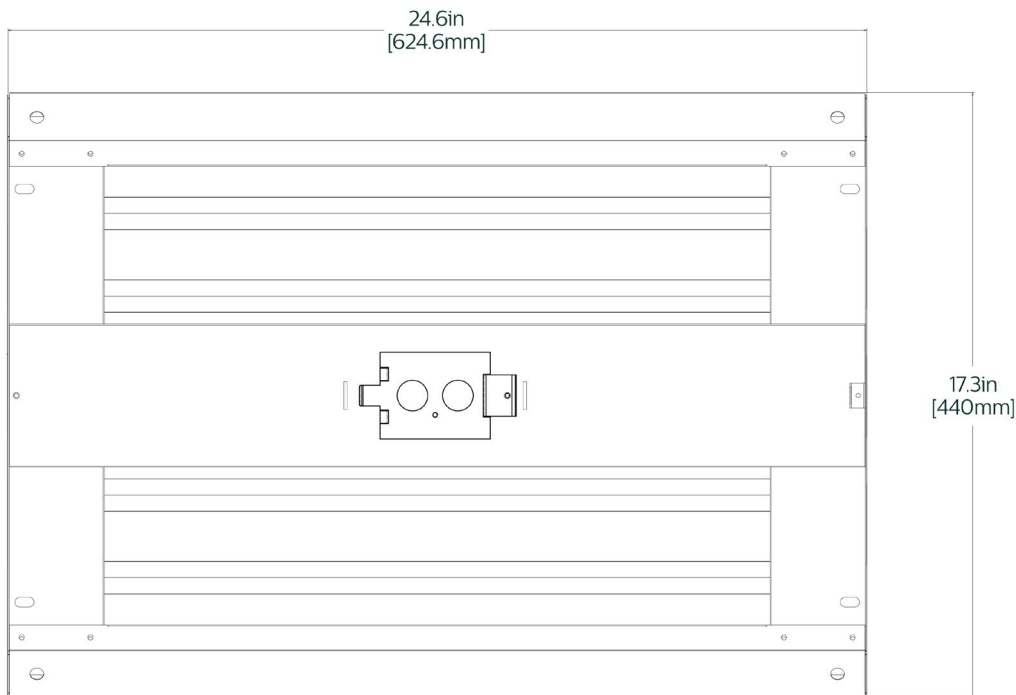
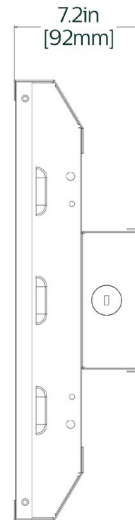
FCX LED value high bay

15,000 & 22,000 lumens

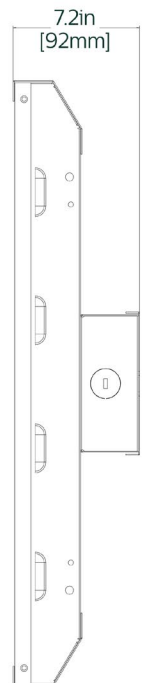
Dimensions



FCX15L



FCX22L



FCX LED value high bay

15,000 & 22,000 lumens

FCX value high bay, general distribution, 15,000 nominal delivered lumens

Catalog No.	FCX15L840-UNV-DIM
Test No.	39265
S/MH	1.3
Source	LED
Lumens/Lamp	15308
Input Watts	103
Efficacy	148

Candela distribution

Vertical Angle	Horizontal Angle			
	0°	45°	90°	-45°
0	5457	5457	5457	5457
5	5410	5444	5469	5444
15	5262	5300	5314	5300
25	4956	4981	4966	4981
35	4497	4487	4469	4487
45	3849	3822	3791	3822
55	3018	3009	2697	3009
65	2053	1743	1604	1743
75	1013	781	650	781
85	149	79	71	79

Light Distribution

Degrees	Lumens	% Luminaire
0- 30	4305	28.1
0- 40	7110	46.4
0- 60	12583	82.2
0- 180	15308	100.0

Average Luminance

Angle	End	45°	Cross
45	30796	30577	30329
55	29768	29676	26600
65	27477	23332	21466
75	22137	17061	14211
85	9659	5148	4628

Comparative yearly lighting energy cost per 1000 lumens – \$1.62 based on 3000 hrs. and \$.08 pwr KWH.

The photometric results were obtained in the Philips Day-Brite laboratory which is NVLAP accredited by the National Institute of Standards and Technology.

Photometric values based on test performed in compliance with LM-79.

Coefficients of Utilization

EFFECTIVE FLOOR CAVITY REFLECTANCE 20 PER (pfc=0.20)

Ceiling (pcc)	80%			70%			50%		
	70	50	30	70	50	30	50	30	
Wall (pw)	Zonal cavity method - Effective floor reflectance = 20%								
RCR	Zonal cavity method - Effective floor reflectance = 20%								
0	119	119	119	116	116	116	111	111	
1	109	105	101	107	103	99	98	95	
2	100	92	85	97	90	84	86	81	
3	91	81	73	89	79	72	76	70	
4	83	72	63	81	70	62	68	61	
5	77	64	55	75	63	55	61	53	
6	71	58	49	69	57	48	55	47	
7	66	52	44	64	51	43	50	42	
8	61	48	39	60	47	39	46	38	
9	57	44	36	56	43	35	42	35	
10	53	40	32	52	40	32	39	32	

FCX value high bay, general distribution, 22,000 nominal delivered lumens

Catalog No.	FCX22L840-UNV-DIM
Test No.	39263
S/MH	1.3
Source	LED
Lumens/Lamp	22447
Input Watts	155
Efficacy	145

Candela distribution

Vertical Angle	Horizontal Angle			
	0°	45°	90°	-45°
0	8027	8027	8027	8027
5	7974	8009	8043	8009
15	7759	7794	7816	7794
25	7302	7339	7339	7339
35	6615	6636	6610	6636
45	5285	5435	5527	5435
55	4137	4206	3909	4206
65	2819	2627	2502	2627
75	1406	1241	1062	1241
85	258	142	126	142

Light Distribution

Degrees	Lumens	% Luminaire
0- 30	6343	28.3
0- 40	10488	46.7
0- 60	18304	81.5
0- 180	22447	100.0

Average Luminance

Angle	End	45°	Cross
45	30523	31390	31920
55	29456	29947	27832
65	27239	25383	24171
75	22181	19580	16758
85	12079	6635	5918

Comparative yearly lighting energy cost per 1000 lumens – \$1.66 based on 3000 hrs. and \$.08 pwr KWH.

The photometric results were obtained in the Philips Day-Brite laboratory which is NVLAP accredited by the National Institute of Standards and Technology.

Photometric values based on test performed in compliance with LM-79.

Coefficients of Utilization

EFFECTIVE FLOOR CAVITY REFLECTANCE 20 PER (pfc=0.20)

Ceiling (pcc)	80%			70%			50%		
	70	50	30	70	50	30	50	30	
Wall (pw)	Zonal cavity method - Effective floor reflectance = 20%								
RCR	Zonal cavity method - Effective floor reflectance = 20%								
0	119	119	119	116	116	116	111	111	
1	109	105	101	107	102	99	98	95	
2	100	92	85	97	90	84	86	81	
3	91	81	73	88	79	72	76	70	
4	83	72	63	81	70	62	68	61	
5	77	64	55	75	63	55	61	53	
6	71	58	49	69	57	48	55	47	
7	66	52	44	64	51	43	50	42	
8	61	48	39	60	47	39	46	38	
9	57	44	36	56	43	35	42	35	
10	53	40	32	52	40	32	39	32	

Photometric Test List

Catalog No.	Test No.	Delivered Lumens	Input Watts	Efficacy
FCX15L840-UNV-DIM	39265	15308	103	148
FCX22L840-UNV-DIM	39263	22447	155	145

