

Day-Brite CFI

by Signify

Recessed

T-Grid LED
troffer 2x4

3200, 3800, 4300, 4800, 5400,
or 7400 lumens



Project: _____
Location: _____
Cat.No: _____
Type: _____
Lamps: _____ Qty: _____
Notes: _____

Day-Brite / CFI T-Grid LED troffer is an energy efficient low profile luminaire offering excellent performance for general lighting applications such as offices, schools, healthcare, or retail. Featuring a frosted prismatic lens to enhance visual comfort, the T-Grid LED Troffer utilizes highly reliable and efficient Philips LED platform boards and dimmable driver, enabling market leading efficiency in its category.

Ordering guide

Example: 2TG32L840-4-FS-02F-UNV-DIM

Width	Family	Ceiling Type	Lumen Package	Color	Length	Door Frame	Lens	Voltage	Driver	Options
2	T	G		—	4	—	—	—	—	
2 2'	T T-Grid LED troffer	G Grid	32L 3200 nominal delivered lumens 38L 3800 nominal delivered lumens 43L 4300 nominal delivered lumens 48L 4800 nominal delivered lumens 54L 5400 nominal delivered lumens 74L 7400 nominal delivered lumens	830 80 CRI, 3000K 835 80 CRI, 3500K 840 80 CRI, 4000K 850 80 CRI, 5000K	4 4'	FS Flat Steel	02F Pattern 12, .100" nominal diffuse 50% 12F DB 12 .125" nominal diffuse 50% 19F DB 19 .156" nominal diffuse 50%	UNV Universal Voltage 120-277V 347 347V	DIM 0-10V dimming SDIM Step dimming to 40% input power	F1 3/8" flex, 3 wire, 18 gauge 6' F2 3/8" flex, 4 wire, 18 gauge 6' F1/D 3/8" twin flex, 3 wire, 18 gauge 6', for dimmable luminaires F2/SW 3/8" single flex, 5 wire, 18 gauge 6', for dimmable luminaires EMLED ^{2,3} Integral emergency battery pack 1W 1-way gasket between lens & door frame (not avail. for RA door frame) 2W 1-way & gasket between door frame & housing 3W 2-way & gasket between housing & ceiling (field installed) GLR Fusing, fast blow CHIC Chicago Plenum rated DSC Quick driver disconnect

Footnotes

- 1 SDIM not available with 74L lumen option
- 2 Not available for 74L-347V
- 3 1100 nominal lumens delivered in DC mode

Accessories (order separately)

- **FMA24** – 2'x4' "F" mounting frame for NEMA "F" mounting
- **FKTG824** – Flange conversion kit, 2'x4'



2TG T-Grid LED troffer 2x4

3200, 3800, 4300, 4800, 5400, or 7400 lumens

Application

- High efficacy long life solid state lighting platform.
- General lighting distribution is excellent for ambient lighting.
- High CRI source provides excellent color rendering.
- LEDs are an excellent source for use with controls since frequent switching does not affect the life of the light source.
- 2 sets of integral grid clips (wraparound and fold-out) for maximum mounting flexibility.
- Integral wire hanger holes for independent wire suspension.
- Embosses with holes provided in housing end for screwing to T-bar if desired.
- 7/8" K.O.'s provided in each end cap for through wiring.
- Factory installed access plate in housing top includes 7/8" hole with rolled edge and 7/8" K.O.
- Carton includes integral carrying handle for easy handling.
- cETLus listed to UL and CSA standards, suitable for damp location.
- Many luminaire components, such as reflectors, refractors, lenses, sockets, lampholders, and LEDs are made from various types of plastics which can be adversely affected by airborne contaminants. If sulfur based chemicals, petroleum based products, cleaning solutions, or other contaminants are expected in the intended area of use, consult factory for compatibility.

Construction/finish

- A quality low-profile troffer with specification features for NEMA "G" grid, NEMA "NFG" narrow face grid, NEMA "GR" grid regressed, or NEMA "F" flange ceiling types.
- 3" nominal housing depth, 3-3/16" maximum depth.
- Smooth rolled edges on all four sides for easy handling.
- Die-formed one piece housing includes stiffening embosses and provides increased rigidity.
- Housing is multi-stage phosphate treated for maximum corrosion resistance and finish coat is high reflectance baked white enamel.
- Integral baffling system to prevent light leaks.

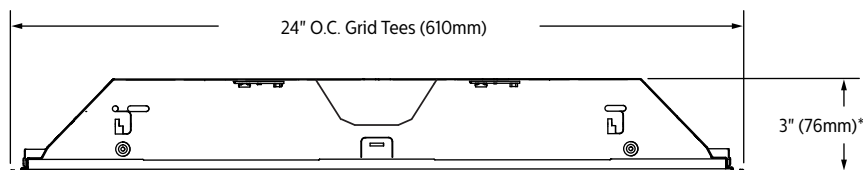
Electrical

- Standard 0-10V dimming.
- Driver and LED boards are accessible from below. LED boards are individually replaceable if required.
- Five-year luminaire limited warranty including LED boards and driver. Visit www.philips.com/warranties for complete warranty information.
- High efficiency LEDs have 50,000 hour rated life (defined by testing at 70% lumen maintenance (L70)), based on 25°C ambient operating temperature.

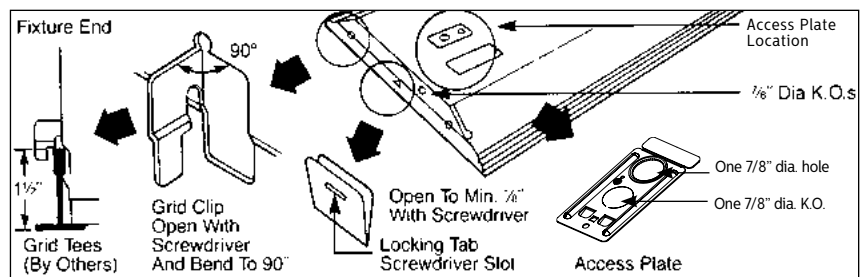
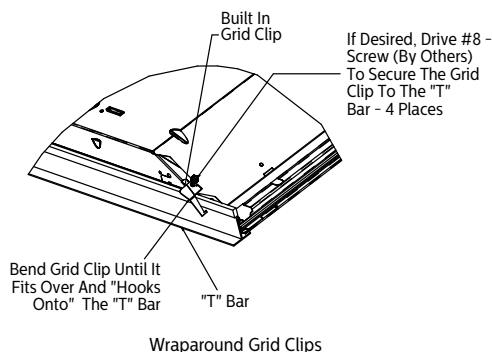
Enclosure

- Full "C" channel door frames for improved lens support and reduced shipping damage.
- Flat steel door frame features smooth rolled edges inside and outside.
- All door frames have mitered corners.
- All door frames use T-hinges and can be hinged and latched from either side.
- Opposable spring loaded latches are standard for easy operation and consistent retention.

Dimensions



*EMLED option adds 1-3/4" to overall height



2TG T-Grid LED troffer 2x4

3200, 3800, 4300, 4800, 5400, or 7400 lumens

Photometry

2x4 T-Grid LED troffer, 3200 nominal delivered lumens

LER – 112

Catalog No.	2TG32L840-4-FS-02F-UNV	Candlepower				Light Distribution			Average Luminance			
		Angle	End	45	Cross	Degrees	Lumens	% Luminaire	Angle	End	45°	Cross
Test No.	33527	0	1293	1293	1293	0-30	993	32.3	45	1646	1537	1415
S/MH	1.2	5	1291	1287	1284	0-40	1588	51.7	55	1361	1206	1082
Lamp Type	LED	15	1246	1240	1224	0-60	2564	83.5	65	1087	911	874
Lumens	3071	25	1143	1123	1095	0-90	3070	100.0	75	962	815	848
Input Watts	27.4	35	973	938	892				85	1103	828	655
		45	746	697	641							
		55	500	443	398							
		65	294	247	237							
		75	160	135	141							
		85	62	46	37							

Comparative yearly lighting energy cost per 1000 lumens – **\$2.14** based on 3000 hrs. and \$.08 pwr KWH.

The photometric results were obtained in the Day-Brite laboratory which is NVLAP accredited by the National Institute of Standards and Technology.

Photometric values based on test performed in compliance with LM-79.

Coefficients of Utilization												
EFFECTIVE FLOOR CAVITY REFLECTANCE 20 PER (pfc=0.20)												
pcc		80		70		50						
pw	70	50	30	70	50	30			50	30		
RCR												
0	118	118	118	115	115	115			111	111		
1	109	105	101	107	103	98			97	94		
2	100	92	85	97	91	84			86	81		
3	92	81	73	90	80	72			78	70		
4	84	72	65	81	71	64			69	63		
5	78	66	56	76	65	56			63	56		
6	72	59	51	70	58	51			56	50		
7	67	54	46	66	54	46			52	45		
8	63	50	41	60	48	40			47	40		
9	58	46	38	57	45	38			44	36		
10	55	42	34	54	41	34			40	34		

2x4 T-Grid LED troffer, 3800 nominal delivered lumens

LER – 111

Catalog No.	2TG38L840-4-FS-02F-UNV	Candlepower				Light Distribution			Average Luminance			
		Angle	End	45	Cross	Degrees	Lumens	% Luminaire	Angle	End	45°	Cross
Test No.	33528	0	1542	1542	1542	0-30	1184	32.4	45	1917	1892	1868
S/MH	1.2	5	1535	1537	1538	0-40	1894	51.8	55	1581	1519	1499
Lamp Type	LED	15	1477	1481	1481	0-60	3055	83.5	65	1267	1182	1214
Lumens	3660	25	1349	1352	1348	0-90	3657	100.0	75	1132	1067	1189
Input Watts	33	35	1142	1139	1131				85	1233	1214	1407
		45	868	857	846							
		55	581	558	551							
		65	343	320	329							
		75	188	177	197							
		85	69	68	79							

Comparative yearly lighting energy cost per 1000 lumens – **\$2.16** based on 3000 hrs. and \$.08 pwr KWH.

The photometric results were obtained in the Day-Brite laboratory which is NVLAP accredited by the National Institute of Standards and Technology.

Photometric values based on test performed in compliance with LM-79.

Coefficients of Utilization												
EFFECTIVE FLOOR CAVITY REFLECTANCE 20 PER (pfc=0.20)												
pcc		80		70		50						
pw	70	50	30	70	50	30			50	30		
RCR												
0	118	118	118	115	115	115			111	111		
1	109	105	101	107	103	98			97	94		
2	100	92	85	97	91	84			86	81		
3	92	81	73	90	80	72			78	70		
4	84	72	65	81	71	64			69	63		
5	78	66	56	76	65	56			63	56		
6	72	59	51	70	58	51			56	50		
7	67	54	46	66	54	46			52	45		
8	63	50	41	60	48	40			47	40		
9	58	46	38	57	45	38			44	36		
10	55	42	34	54	41	34			40	34		

2TG T-Grid LED troffer 2x4

3200, 3800, 4300, 4800, 5400, or 7400 lumens

Photometry

2x4 T-Grid LED troffer, 4300 nominal delivered lumens

LER – 109

Catalog No.	2TG43L840-4-FS-02F-UNV	Candlepower				Light Distribution			Average Luminance			
		Angle	End	45	Cross	Degrees	Lumens	% Luminaire	Angle	End	45°	Cross
Test No.	33530	0	1764	1764	1764	0-30	1354	32.3	45	2191	2163	2136
S/MH	1.2	5	1756	1757	1759	0-40	2166	51.7	55	1805	1735	1714
Lamp Type	LED	15	1690	1694	1694	0-60	3495	83.5	65	1449	1347	1389
Lumens	4189	25	1544	1546	1542	0-90	4188	100.0	75	1293	1219	1362
Input Watts	38.4	35	1304	1302	1294				85	1409	1381	1620
		45	992	980	968							
		55	663	637	630							
		65	392	365	376							
		75	214	202	226							
		85	79	77	90							

Comparative yearly lighting energy cost per 1000 lumens – **\$2.20** based on 3000 hrs. and \$.08 pwr KWH.

The photometric results were obtained in the Day-Brite laboratory which is NVLAP accredited by the National Institute of Standards and Technology.

Photometric values based on test performed in compliance with LM-79.

Coefficients of Utilization												
EFFECTIVE FLOOR CAVITY REFLECTANCE 20 PER (pfc=0.20)												
pcc	80			70			50					
pw	70	50	30	70	50	30	70	50	30	50	30	
RCR												
0	118	118	118	115	115	115				111	111	
1	109	105	101	107	103	98				97	94	
2	100	92	85	97	91	84				86	81	
3	92	81	73	90	80	72				78	70	
4	84	72	65	81	71	64				69	63	
5	78	66	56	76	65	56				63	56	
6	72	59	51	70	58	51				56	50	
7	67	54	46	66	54	46				52	45	
8	63	50	41	60	48	40				47	40	
9	58	46	38	57	45	38				44	36	
10	55	42	34	54	41	34				40	34	

2x4 T-Grid LED troffer, 4800 nominal delivered lumens

LER – 107

Catalog No.	2TG48L840-4-FS-02F-UNV	Candlepower				Light Distribution			Average Luminance			
		Angle	End	45	Cross	Degrees	Lumens	% Luminaire	Angle	End	45°	Cross
Test No.	33531	0	1950	1950	1950	0-30	1498	32.3	45	2423	2392	2366
S/MH	1.2	5	1942	1943	1945	0-40	2395	51.7	55	1997	1919	1899
Lamp Type	LED	15	1868	1872	1874	0-60	3866	83.5	65	1602	1492	1538
Lumens	4633	25	1707	1709	1705	0-90	4632	100.0	75	1433	1353	1506
Input Watts	43.2	35	1443	1440	1430				85	1571	1542	1811
		45	1098	1084	1072							
		55	734	705	698							
		65	434	404	417							
		75	238	224	250							
		85	88	86	101							

Comparative yearly lighting energy cost per 1000 lumens – **\$2.24** based on 3000 hrs. and \$.08 pwr KWH.

The photometric results were obtained in the Day-Brite laboratory which is NVLAP accredited by the National Institute of Standards and Technology.

Photometric values based on test performed in compliance with LM-79.

Coefficients of Utilization												
EFFECTIVE FLOOR CAVITY REFLECTANCE 20 PER (pfc=0.20)												
pcc	80			70			50					
pw	70	50	30	70	50	30	70	50	30	50	30	
RCR												
0	118	118	118	115	115	115				111	111	
1	109	105	101	107	103	98				97	94	
2	100	92	85	97	91	84				86	81	
3	92	81	73	90	80	72				78	70	
4	84	72	65	81	71	64				69	63	
5	78	66	56	76	65	56				63	56	
6	72	59	51	70	58	51				56	50	
7	67	54	46	66	54	46				52	45	
8	63	50	41	60	48	40				47	40	
9	58	46	38	57	45	38				44	36	
10	55	42	34	54	41	34				40	34	

2TG T-Grid LED troffer 2x4

3200, 3800, 4300, 4800, 5400, or 7400 lumens

Photometry

2x4 T-Grid LED troffer, 5400 nominal delivered lumens

LER – 105

Catalog No.	2TG54L840-4-FS-02F-UNV	Candlepower				Light Distribution			Average Luminance			
		Angle	End	45	Cross	Degrees	Lumens	% Luminaire	Angle	End	45°	Cross
Test No.	33532	0	2180	2180	2180	0-30	1674	32.3	45	2709	2677	2643
S/MH	1.2	5	2171	2172	2174	0-40	2677	51.7	55	2232	2151	2123
Lamp Type	LED	15	2088	2094	2093	0-60	4322	83.5	65	1792	1673	1721
Lumens	5179	25	1907	1911	1905	0-90	5177	100.0	75	1603	1508	1688
Input Watts	49.3	35	1614	1609	1599				85	1751	1710	1988
		45	1227	1213	1197							
		55	820	791	780							
		65	485	453	466							
		75	266	250	280							
		85	98	96	111							

Comparative yearly lighting energy cost per 1000 lumens – **\$2.29** based on 3000 hrs. and \$.08 pwr KWH.

The photometric results were obtained in the Day-Brite laboratory which is NVLAP accredited by the National Institute of Standards and Technology.

Photometric values based on test performed in compliance with LM-79.

Coefficients of Utilization												
EFFECTIVE FLOOR CAVITY REFLECTANCE 20 PER (pfc=0.20)												
pcc	80			70			50					
pw	70	50	30	70	50	30	70	50	30	70	50	30
RCR												
0	118	118	118	115	115	115	111	111	111	111	111	111
1	109	105	101	107	103	98	97	94	94	94	94	94
2	100	92	85	97	91	84	86	81	81	81	81	81
3	92	81	73	90	80	72	78	70	70	70	70	70
4	84	72	65	81	71	64	69	63	63	63	63	63
5	78	66	56	76	65	56	63	56	56	56	56	56
6	72	59	51	70	58	51	56	50	50	50	50	50
7	67	54	46	66	54	46	52	45	45	45	45	45
8	63	50	41	60	48	40	47	40	40	40	40	40
9	58	46	38	57	45	38	44	36	36	36	36	36
10	55	42	34	54	41	34	40	34	34	34	34	34

2x4 T-Grid LED troffer, 7400 nominal delivered lumens

LER – 96

Catalog No.	2TG74L840-4-FS-02F-UNV	Candlepower				Light Distribution			Average Luminance			
		Angle	End	45	Cross	Degrees	Lumens	% Luminaire	Angle	End	45°	Cross
Test No.	33536	0	3008	3008	3008	0-30	2309	32.3	45	3729	3684	3643
S/MH	1.2	5	2994	2997	2999	0-40	3692	51.7	55	3073	2964	2928
Lamp Type	LED	15	2879	2887	2888	0-60	5959	83.5	65	2470	2304	2378
Lumens	7142	25	2628	2634	2627	0-90	7140	100.0	75	2210	2076	2330
Input Watts	74.1	35	2224	2217	2205				85	2411	2360	2783
		45	1689	1669	1650							
		55	1129	1089	1076							
		65	669	624	644							
		75	366	344	386							
		85	135	132	155							

Comparative yearly lighting energy cost per 1000 lumens – **\$2.50** based on 3000 hrs. and \$.08 pwr KWH.

The photometric results were obtained in the Day-Brite laboratory which is NVLAP accredited by the National Institute of Standards and Technology.

Photometric values based on test performed in compliance with LM-79.

Coefficients of Utilization												
EFFECTIVE FLOOR CAVITY REFLECTANCE 20 PER (pfc=0.20)												
pcc	80			70			50					
pw	70	50	30	70	50	30	70	50	30	70	50	30
RCR												
0	118	118	118	115	115	115	111	111	111	111	111	111
1	109	105	101	107	103	98	97	94	94	94	94	94
2	100	92	85	97	91	84	86	81	81	81	81	81
3	92	81	73	90	80	72	78	70	70	70	70	70
4	84	72	65	81	71	64	69	63	63	63	63	63
5	78	66	56	76	65	56	63	56	56	56	56	56
6	72	59	51	70	58	51	56	50	50	50	50	50
7	67	54	46	66	54	46	52	45	45	45	45	45
8	63	50	41	60	48	40	47	40	40	40	40	40
9	58	46	38	57	45	38	44	36	36	36	36	36
10	55	42	34	54	41	34	40	34	34	34	34	34

