



# LuxSpace Accent Compact Elbow

## RS742B LED39S/PW930 PSU-E WB WH

LuxSpace Accent Compact G3 - LED Module, system flux 3900 lm - Premium white with CRI ≥90 - Power supply unit external - Wide beam - - - Push-in connector and pull relief - White

Retailers are increasingly having to contend with rising energy prices. At the same time, they need to retain the quality of light they are used to, flexibility in architectural integration, and the right light effects to catch the customer's eye. Last but not least, they need future-proof solutions that will enable them to implement differentiating concepts in their store. Delivering high-quality light, punch in the beam and outstanding luminous efficacy, LuxSpace Accent is the ideal energy-efficient solution for today's demanding retail environments. Featuring an extremely compact and unobtrusive form factor, LuxSpace Accent Compact Elbow offers strong optical performance, as well as full aiming options. For fashion and food retailers, it is available with special light flavors and LED recipes to show the clothes and fresh food produce on offer in the very best light.

### Product data

General Information	
Number of light sources	1 pc
Lamp family code	LED39S [ LED Module, system flux 3900 lm]
Beam angle of light source	120 °
Light source color	Premium white with CRI ≥90
Light source replaceable	No
Number of gear units	1 unit
Driver/power unit/transformer	Power supply unit external
Driver included	Yes

Optic type	Wide beam
Optical cover/lens type	-
Luminaire light beam spread	32°
Control interface	-
Connection	Push-in connector and pull relief
Cable	-
Protection class IEC	Safety class II
Glow-wire test	Temperature 650 °C, duration 5 s
Flammability mark	For mounting on normally flammable surfaces

# LuxSpace Accent Compact Elbow

CE mark	CE mark
ENEC mark	ENEC mark
Warranty period	5 years
Remarks	*-Per Lighting Europe guidance paper "Evaluating performance of LED based luminaires - January 2018": statistically there is no relevant difference in lumen maintenance between B50 and for example B10. Therefore the median useful life (B50) value also represents the B10 value.
Constant light output	No
Number of products on MCB of 16 A type B	40
EU RoHS compliant	Yes
Product family code	RS742B [ LuxSpace Accent Compact G3]

## Operating and Electrical

Input Voltage	220 to 240 V
Input Frequency	50 to 60 Hz
Initial CLO power consumption	- W W
Average CLO power consumption	- W W
Inrush current	6 A
Inrush time	0.055 ms
Power Factor (Min)	0.9

## Controls and Dimming

Dimmable	No
----------	----

## Mechanical and Housing

Housing Material	Aluminum
Reflector material	Polycarbonate aluminum coated
Optic material	Polycarbonate
Optical cover/lens material	Polycarbonate
Fixation material	-
Optical cover/lens finish	Clear
Overall length	179 mm
Overall width	134 mm
Overall height	109 mm
Overall diameter	134 mm
Color	White

Dimensions (Height x Width x Depth)	109 x 134 x 179 mm (4.3 x 5.3 x 7 in)
-------------------------------------	---------------------------------------

## Approval and Application

Ingress protection code	IP20 [ Finger-protected]
Mech. impact protection code	IK02 [ 0.2 J standard]

## Initial Performance (IEC Compliant)

Initial luminous flux (system flux)	3900 lm
Luminous flux tolerance	+/-10%
Initial LED luminaire efficacy	101.2987012987013 lm/W
Init. Corr. Color Temperature	3000 K
Init. Color Rendering Index	≥80
Initial chromaticity	(0.42, 0.39) SDCM <3
Initial input power	38.5 W
Power consumption tolerance	+/-10%

## Over Time Performance (IEC Compliant)

Control gear failure rate at median useful life 50000 h	5 %
Lumen maintenance at median useful life* 50000 h	L80

## Application Conditions

Ambient temperature range	+10 to +40 °C
Performance ambient temperature Tq	25 °C
Suitable for random switching	Yes

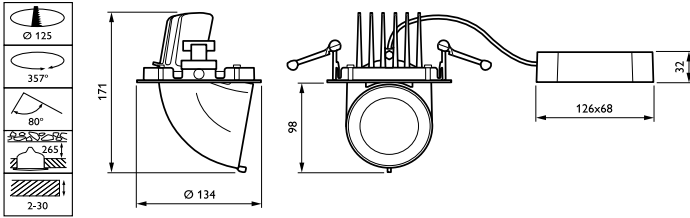
## Product Data

Full product code	871869916792900
Order product name	RS742B LED39S/PW930 PSU-E WB WH
EAN/UPC - Product	8718699167929
Order code	910500459497
Numerator - Quantity Per Pack	1
Numerator - Packs per outer box	1
Material Nr. (12NC)	910500459497
Net Weight (Piece)	0.600 kg



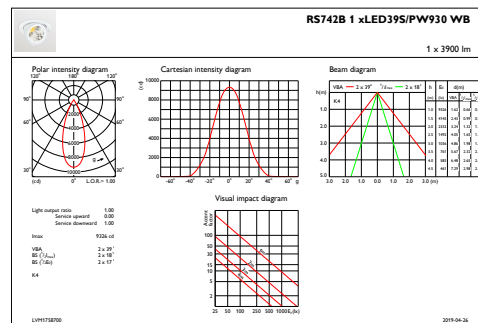
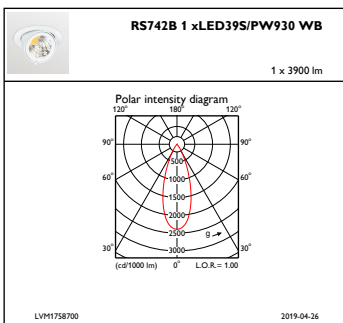
# LuxSpace Accent Compact Elbow

## Dimensional drawing



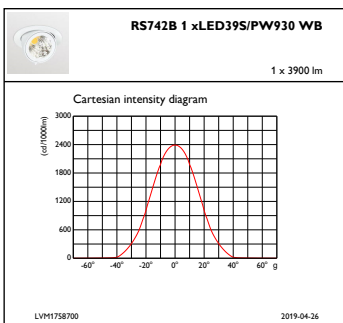
## LuxSpace Accent RS730B-RS752B

## Photometric data



## IFPC1\_RS742B1xLED39SPW930WB

## IFAS1\_RS742B1xLED39SPW930WB



## IFCC1\_RS742B1xLED39SPW930WB

## LuxSpace Accent Compact Elbow

