



TownGuide Performer

BDP104 LED40/830 II DS PCF SI CLO-LS-8 6

TOWNGUIDE PERF T - LED module 4000 lm - Distribution symmetrical - Polycarbonate bowl/cover frosted

The TownGuide Performer family consists of six recognizable yet modern shapes: Flat Cone, Bowl, Classic Cone, Classic, T and Tzero. All are available with a clear bowl. Except for Tzero, also a frosted bowl can be chosen. With an extensive range of lumen packages and a choice of light colors and operating lifetimes, it is easy to select the version that best suits your project's specific requirements. In addition, TownGuide Performer has a variety of control system options that can make it an integral part of your smart energy-reduction programs – from stand-alone LumiStep and DynaDimmer, SDU switch-dim control, through to seamless remote connectivity with CityTouch lighting management software. Installation is easy. Thanks to the bayonet whistle connector with integrated gland located in the spigot, the luminaire does not have to be opened at all for installation. Philips has made every effort to make the Total Cost of Ownership (TCO) of the luminaire as attractive as possible. And as TownGuide Performer is a dedicated LED luminaire, compatible with a variety of control systems, the energy and maintenance cost savings compared to conventional lighting are significant.

Product data

General Information	
Number of light sources	3 [3 pcs]
Lamp family code	LED40 [LED module 4000 lm]
Light source color	830 warm white
Light source replaceable	Yes
Number of gear units	1 unit
Driver/power unit/transformer	PSDD-CLO [Power supply unit with DynaDimmer and constant light output (integrated)]

Driver included	Yes
Optical cover/lens type	PCF [Polycarbonate bowl/cover frosted]
Luminaire light beam spread	75°
Embedded control	CLO-LS-8 [Constant light output and LumiStep dimming 8 hours]
Control interface	-
Light regulation	Dimming via DynaDimmer integrated in ballast or driver
Connection	Screw connection block 5-pole

TownGuide Performer

Cable	-
Protection class IEC	Safety class II (II)
Parts color	All parts colored
Coating	-
Glow-wire test	650/5 [Temperature 650 °C, duration 5 s]
Flammability mark	NO [-]
Safety device	PCBC [PCB cover]
CE mark	CE mark
ENEC mark	ENEC mark
Warranty period	5 years
Optic type outdoor	Distribution symmetrical
Photocell	No [-]
Constant light output	Yes
Number of products on MCB of 16 A type B	10
RoHS mark	RoHS mark
WEEE mark	-
Light source engine type	LED
Serviceability class	Class A, luminaire is equipped with serviceable parts (when applicable): LED board, driver, control units, surge protection device, optics, front cover and mechanical parts
Product family code	BDP104 [TOWNGUIDE PERF T]

Light Technical

Upward light output ratio	3
Standard tilt angle posttop	0°
Standard tilt angle side entry	-

Operating and Electrical

Input Voltage	220-240 V
Input Frequency	50 to 60 Hz
Initial CLO power consumption	30.5 W
Average CLO power consumption	31 W
End CLO power consumption	32 W
Inrush current	45 A
Inrush time	0.285 ms
Power Factor (Min)	0.95
Power Factor (Nom)	0.94

Controls and Dimming

Dimmable	Yes
----------	-----

Mechanical and Housing

Housing Material	Aluminum
Reflector material	-
Optic material	Acrylate
Optical cover/lens material	Polycarbonate
Fixation material	Steel
Mounting device	62P [Post-top for diameter 62 mm]
Optical cover/lens shape	Narrow

Optical cover/lens finish	Frosted
Torque	15
Overall height	277 mm
Overall diameter	570 mm
Effective projected area	0.053 m²
Color	Silver
Dimensions (Height x Width x Depth)	277 x NaN x NaN mm (10.9 x NaN x NaN in)

Approval and Application

Ingress protection code	IP66 [Dust penetration-protected, jet-proof]
Mech. impact protection code	IK10 [20 J vandal-resistant]
Surge Protection (Common/Differential)	Luminaire surge protection level until 6 kV differential mode and 6 kV common mode

Initial Performance (IEC Compliant)

Initial luminous flux (system flux)	1862 lm
Luminous flux tolerance	+/-7%
Initial LED luminaire efficacy	61 lm/W
Init. Corr. Color Temperature	3000 K
Init. Color Rendering Index	80
Initial chromaticity	(0.43, 0.40) SDCM <5
Initial input power	32 W
Power consumption tolerance	+/-11%

Over Time Performance (IEC Compliant)

Control gear failure rate at median useful life 100000 h	0.001 %
Lumen maintenance at median useful life* 35000 h	-
Lumen maintenance at median useful life* 50000 h	-
Lumen maintenance at median useful life* 75000 h	-
Lumen maintenance at median useful life* 100000 h	94


Application Conditions

Ambient temperature range	-40 to +35 °C
Performance ambient temperature Tq	25 °C
Maximum dim level	50%

Product Data

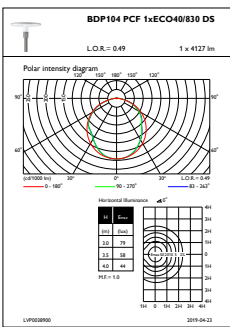
Full product code	871829190624700
Order product name	BDP104 LED40/830 II DS PCF SI CLO-LS-8 6
EAN/UPC - Product	8718291906247
Order code	90624700
Numerator - Quantity Per Pack	1
Numerator - Packs per outer box	1
Material Nr. (12NC)	910500991025
Net Weight (Piece)	7.030 kg

Dimensional drawing

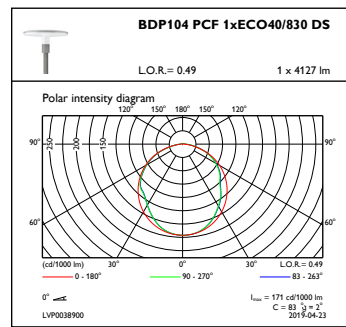


TownGuide Performer BDP100-105

Photometric data



OFPL1_BDP104PCF1xECO40830DS



OFPC1_BDP104PCF1xECO40830DS

