



# LuxSpace, recessed

## DN571B LED24S/840 PSE-E C WH

LUXSPACE 2 COMPACT DEEP - LED Module, system flux 2400 lm - 840 neutral white - Power supply unit external, DC compatible for central emergency lighting - High-gloss mirror - White RAL 9003

Customers are looking to optimize all their resources, and that means not just their running costs (energy, etc.) but also their human resources. Energy savings are therefore a priority, but they must not have an adverse effect on the well-being of employees, who need a pleasant environment in order to be more productive, or on customers, who want to enjoy their shopping experience. LuxSpace provides the perfect combination of efficiency, light comfort and design, without compromising on lighting performance (color rendering and color uniformity). It offers a wide choice of options for creating the desired ambience, no matter the application.

### Product data

General Information		Luminaire light beam spread	
Number of light sources	1 [ 1 pc]	Luminaire light beam spread	70°
Lamp family code	LED24S [ LED Module, system flux 2400 lm]	Emergency lighting	No [ -]
Light source colour	840 neutral white	Connection	Push-in connector and pull relief
Cap base	- [ -]	Cable	-
Light source replaceable	No	Protection class IEC	Safety class II
Number of gear units	1 unit	Glow-wire test	Temperature 850 °C, duration 5 s
Gear	-	Flammability mark	F [ For mounting on normally flammable surfaces]
Driver/power unit/transformer	PSE-E [ Power supply unit external, DC compatible for central emergency lighting]	CE mark	CE mark
Driver included	Yes	ENEC mark	ENEC mark
Optic type	C [ High-gloss mirror]	UL mark	No
Optical cover/lens type	No [ -]	Warranty period	5 years
		Decorative accessories	No [ -]

## LuxSpace, recessed

Remarks	*-Per Lighting Europe guidance paper "Evaluating performance of LED based luminaires - January 2018": statistically there is no relevant difference in lumen maintenance between B50 and for example B10. Therefore the median useful life (B50) value also represents the B10 value.
Constant light output	No
Number of products on MCB	32
Product Family Code	DN571B [ LUXSPACE 2 COMPACT DEEP]
Unified glare rating CEN	19

### Light Technical

Optical cover/lens type accessory	No [-]
-----------------------------------	--------

### Operating and Electrical

Input voltage	220 to 240 V
Input frequency	50 to 60 Hz
Inrush current	18 A
Inrush time	0.24 ms
Power factor (min.)	0.9

### Controls and Dimming

Dimmable	No
----------	----

### Mechanical and Housing

Housing configuration	BV [ Basic version]
Housing material	Aluminium die-cast
Reflector material	Polycarbonate aluminium coated
Optic material	Polycarbonate
Optical cover/lens material	Polycarbonate
Fixation material	Steel
Optical cover/lens finish	Frosted
Overall height	119 mm
Overall diameter	214 mm
Colour	White RAL 9003
Dimensions (height x width x depth)	119 x NaN x NaN mm (4.7 x NaN x NaN in)

### Approval and Application

Ingress protection code	IP20 [ Finger-protected]
Mech. impact protection code	IK02 [ 0.2 J standard]

### Initial Performance (IEC Compliant)

Initial luminous flux	2500 lm
Luminous flux tolerance	+/-10%
Initial LED luminaire efficacy	119 lm/W
Init. Corr. colour temperature	4000 K
Init. colour rendering index	>80
Initial chromaticity	(0.38, 0.37) SDCM <3
Initial input power	21 W
Power consumption tolerance	+/-10%

### Over Time Performance (IEC Compliant)

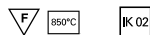
Control gear failure rate at median useful life 50,000 h	5 %
Lumen maintenance at median useful life* 50,000 h	L90

### Application Conditions

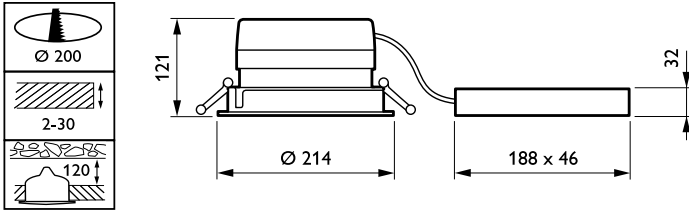
Ambient temperature range	+10 to +25 °C
Performance ambient temperature Tq	25 °C
Suitable for random switching	Yes

### Product Data

Full product code	871829193146100
Order product name	DN571B LED24S/840 PSE-E C WH
EAN/UPC – product	8718291931461
Order code	93146100
Numerator – quantity per pack	1
Numerator – packs per outer box	1
Material no. (12NC)	910503597015
Net weight (piece)	1.150 kg

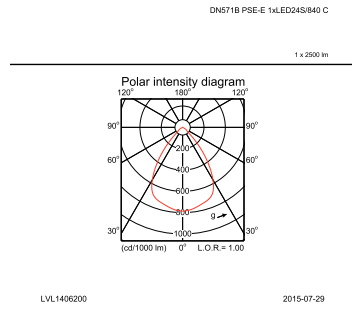
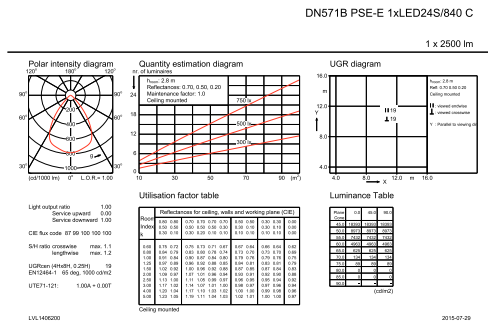


Dimensional drawing



LuxSpace gen2 DN570B-DN572B

Photometric data



IFGU1\_DN571B PSE-E 1xLED24S/840 C.EPS

IFPC\_DN571B PSE-E 1xLED24S/840 C-Polar Indoor (combined)

