



# CoreLine Trunking

## LL120X LED90S/840 2x PSU WB 5 WH

CoreLine Trunking - LED module, system flux 9000 lm - Power supply unit - Wide beam

Whether for a new facility or renovation of an existing space, customers want lighting solutions that provide quality of light and substantial energy and maintenance savings. The new CoreLine Trunking range of LED products can be used to replace general lighting. The process of selecting, installing and maintaining is so easy – it's a simple switch.

### Product data

General Information			
Number of light sources	6 [ 6 pcs]	Protection class IEC	Safety class I (I)
Lamp family code	LED90S [ LED module, system flux 9000 lm]	Mounting	SM1 [ Suspension set 1-wire]
Beam angle of light source	120 °	Ready-to-install	-
Light source colour	840 neutral white	Glow-wire test	650/5 [ Temperature 650 °C, duration 5 s]
Light source replaceable	No	Flammability mark	F [ For mounting on normally flammable surfaces]
Number of gear units	2 units	Accessories included	MB-SW [ Mounting bracket for suspension wire]
Driver/power unit/transformer	PSU [ Power supply unit]	CE mark	CE mark
Driver included	Yes	ENEC mark	ENEC mark
Optic type	WB [ Wide beam]	Mechanical accessories	No [ -]
Optical cover/lens type	No [ -]	Remarks	*-Per Lighting Europe guidance paper "Evaluating performance of LED based luminaires - January 2018": statistically there is no relevant difference in lumen maintenance between B50 and for example B10. Therefore the median useful life (B50) value also represents the B10 value.
Luminaire light beam spread	99° x 97°		
Emergency lighting	No [ -]		
Control interface	-		
Internal wiring	Standard		
Feed-through wiring	Feed-through wiring 5-phase		
Connection	CU5 [ Connection unit 5-pole]		
Cable	-		

# CoreLine Trunking

Constant light output	No
Number of products on MCB	12
Product Family Code	LL120X [ CoreLine Trunking]
Unified glare rating CEN	22

## Light Technical

Light distribution	DIR [ Direct lighting]
--------------------	------------------------

## Operating and Electrical

Input voltage	220 to 240 V
Input frequency	50 to 60 Hz
Control signal voltage	0-16 V DC DALI
Circuit	No [ -]
Circuit option	5 [ 5 conductors]
Inrush current	38 A
Inrush time	0.28 ms
Power factor (min.)	0.95

## Controls and Dimming

Dimmable	No
----------	----

## Mechanical and Housing

Housing material	Steel
Reflector material	-
Optic material	Acrylate
Optical cover/lens material	Acrylate
Fixation material	Steel
Optical cover/lens finish	Clear
Overall length	3450 mm
Overall width	95 mm
Overall height	52 mm
Height	52 mm
Diameter	-
Colour	White
Dimensions (height x width x depth)	52 x 95 x 3450 mm (2 x 3.7 x 135.8 in)

## Approval and Application

Ingress protection code	IP20 [ Finger-protected]
-------------------------	--------------------------

Mech. impact protection code	IK02 [ 0.2 J standard]
------------------------------	------------------------

## Initial Performance (IEC Compliant)

Initial luminous flux	9000 lm
Luminous flux tolerance	+/-7%
Initial LED luminaire efficacy	141 lm/W
Init. Corr. colour temperature	4000 K
Init. colour rendering index	≥80
Initial chromaticity	(0.38, 0.38) SDCM <3
Initial input power	64 W
Power consumption tolerance	+/-11%

## Over Time Performance (IEC Compliant)

Control gear failure rate at median useful life 50,000 h	5 %
Lumen maintenance at median useful life* 50,000 h	L80

## Application Conditions

Ambient temperature range	-20 to +35 °C
Performance ambient temperature Tq	25 °C
Maximum dimming level	Not applicable
Suitable for random switching	No

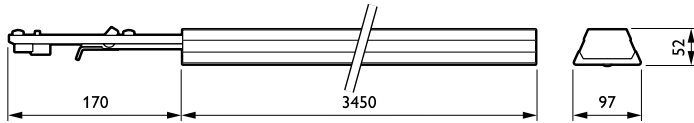
## Product Data

Full product code	871829188178000
Order product name	LL120X LED90S/840 2x PSU WB 5 WH
EAN/UPC – product	8718291881780
Order code	88178000
Numerator – quantity per pack	1
Numerator – packs per outer box	1
Material no. (12NC)	910925682921
Net weight (piece)	6.910 kg



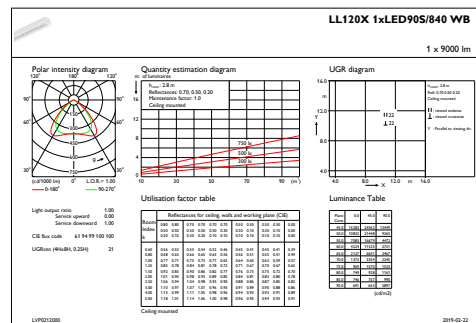
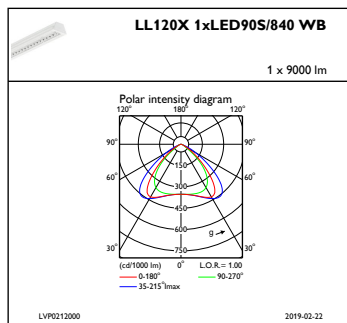
# CoreLine Trunking

## Dimensional drawing



CoreLine electr. units LL120X-LL122X

## Photometric data



IFPC1\_LL120X1xLED90S840WB

IFGU1\_LL120X1xLED90S840WB

