



# PL-T Triple 4-Pin Base

## PL-T 18W/835/A/4P/ALTO

Philips Linear Compact Fluorescent Lamps offer designers, specifiers and end-users new levels of efficiencies and versatility in sizes, configurations and application possibilities. With so many elegant fixtures available to complement their small size, high light output and advanced technology, Philips Energy Advantage lamps are fast becoming the preferred choice when maximum efficiency and sleek design solutions are required.

### Product data

General Information	
Base	GX24Q-2 [ GX24q-2]
LSF Preheat 2000 h Rated	99 %
LSF Preheat 4000 h Rated	98 %
LSF Preheat 6000 h Rated	97 %
LSF Preheat 8000 h Rated	90 %
Light Technical	
Color Code	835 [ CCT of 3500K]
Initial lumen (Nom)	1175 lm
Luminous Flux (Rated) (Nom)	1175 lm
Color Designation	White (WH)
Correlated Color Temperature (Nom)	3500 K
Luminous Efficacy (rated) (Nom)	65.3 lm/W
Color Rendering Index (Nom)	82
LLMF 2000 h Rated	92 %
LLMF 4000 h Rated	88 %
LLMF 6000 h Rated	85 %
LLMF 8000 h Rated	84 %

LLMF 12000 h Rated	81 %
Operating and Electrical	
Power (Rated) (Nom)	18.0 W
Lamp Current (Nom)	0.225 A
Temperature	
Design Temperature (Nom)	28 °C
Controls and Dimming	
Dimmable	Yes
Mechanical and Housing	
Cap-Base Information	4P
Approval and Application	
Energy Efficiency Label (EEL)	B
Mercury (Hg) Content (Nom)	1.4 mg

# PL-T Triple 4-Pin Base

## Product Data

Order product name	PL-T 18W/835/A/4P/ALTO
EAN/UPC - Product	046677268206
Order code	458224
Numerator - Quantity Per Pack	1
Numerator - Packs per outer box	10

Material Nr. (12NC)	927910583550
Net Weight (Piece)	58.000 g
ILCOS Code	FSM-18/35/1B-E-GX24q=2

## Warnings and Safety

## Dimensional drawing

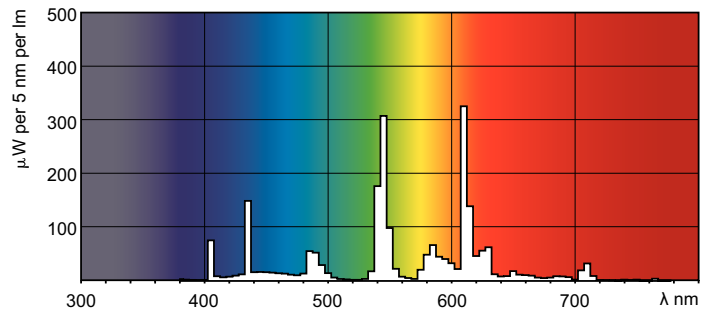
D

Product	D (max)	A (max)	B (max)	C (max)
PL-T 18W/835/A/4P/ALTO	41 mm	71.7 mm	96.0 mm	111.7 mm

## PL-T ALTO 18W/835/4P A

## Photometric data

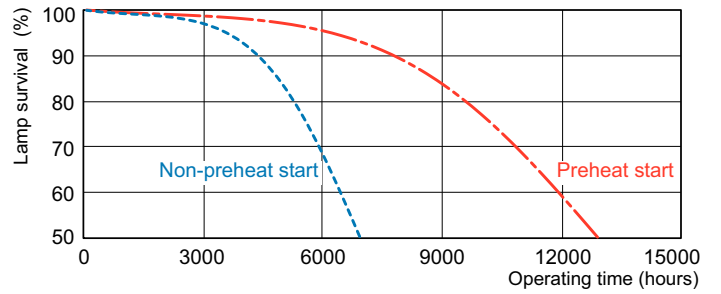
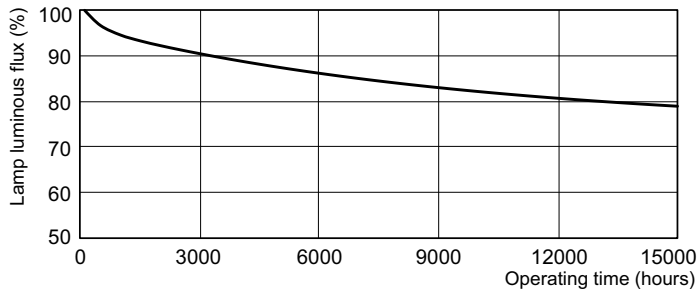
ψ 500



LDPO\_PLTTOP4P\_835-Spectral power distribution Colour

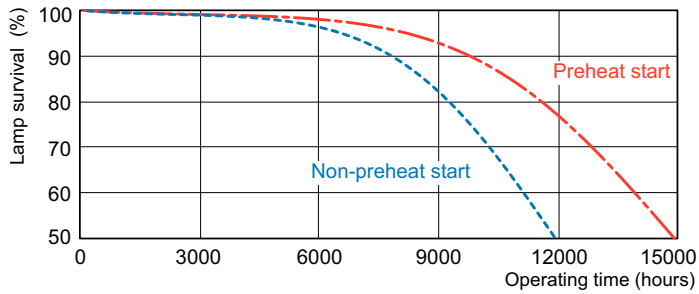
# PL-T Triple 4-Pin Base

## Lifetime



LDLM\_PLTTOP4P\_0001-Lumen maintenance diagram

LDLE\_PLTTOP4P\_0001-Life expectancy diagram



LDLE\_PLTTOP4P\_0002-Life expectancy diagram

