



MASTER TL-D Eco



MASTER TL-D Eco 16W/840 1SL/25

Low-pressure mercury discharge lamps with a tubular 26 mm envelope

Warnings and Safety

- A lamp breaking is extremely unlikely to have any impact on your health. If a lamp breaks, ventilate the room for 30 minutes and remove the parts, preferably with gloves. Put them in a sealed plastic bag and take it to your local waste facilities for recycling. Do not use a vacuum cleaner.

Product data

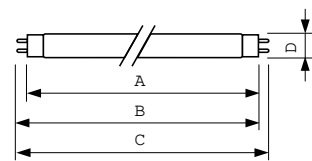
General Information	
Cap-Base	G13 [Medium Bi-Pin Fluorescent]
Flux measurement reference	Sphere
Life to 50% Failures (Nom)	15,000 hour(s)
Light Technical	
Color Code	840 [CCT of 4000K]
Luminous Flux	1,100 lm
Color Designation	Cool White (CW)
Chromaticity Coordinate X (Nom)	0.38
Chromaticity Coordinate Y (Nom)	0.38
Correlated Color Temperature (Nom)	4000 K
Luminous Efficacy (rated) (Nom)	75 lm/W
Color rendering index (CRI)	82
Operating and Electrical	
Power Consumption	15.8 W
Lamp Current (Nom)	0.380 A

Controls and Dimming	
Dimmable	Yes
Mechanical and Housing	
Bulb Shape	T8
Approval and Application	
Energy Efficiency Class	G
Mercury (Hg) Content (Nom)	1.7 mg
Energy Consumption kWh/1000 h	16 kWh
EPREL Registration Number	423415
Product Data	
Order product name	MASTER TL-D Eco 16W/840 SLV/25
Full product name	MASTER TL-D Eco 16W/840 1SL/25
Full product code	871150026861740
Order code	26861740
Material Nr. (12NC)	927922884015
Numerator - Quantity Per Pack	1
EAN/UPC - Product/Case	8711500268617
Numerator - Packs per outer box	25

MASTER TL-D Eco

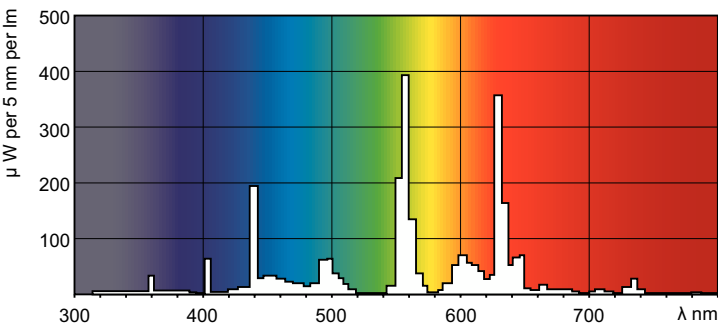
EAN/UPC - Case	8711500268624
----------------	---------------

Dimensional drawing



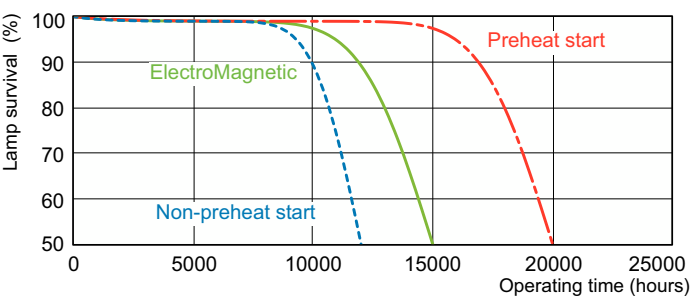
Product	D (max)	A (max)	B (max)	B (min)	C (max)
MASTER TL-D Eco 16W/840 SLV/25	28 mm	589.8 mm	596.9 mm	594.5 mm	604.0 mm

Photometric data

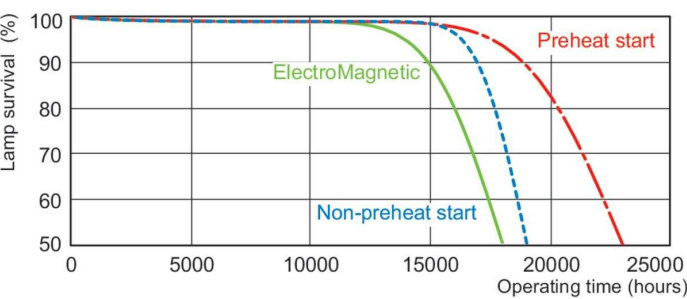


Spectral Power Distribution Colour - MASTER TL-D Eco 16W/840 SLV/25

Lifetime



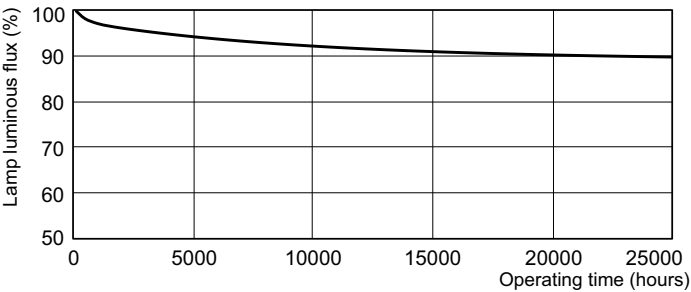
Life Expectancy Diagram - MASTER TL-D Eco 16W/840 SLV/25



Life Expectancy Diagram - MASTER TL-D Eco 16W/840 SLV/25

MASTER TL-D Eco

Lifetime



Lumen Maintenance Diagram - MASTER TL-D Eco 16W/840 SLV/25

