



MASTER TL-D Eco

MASTER TL-D Eco 16W/865 SLV/25

The MASTER TL-D Eco lamp offers the same light output as a MASTER TL-D Super 80 lamp, while using less energy, thanks to the use of specific phosphors and a special gas filling. Application areas are schools, offices, governmental buildings and healthcare environments.

Warnings and Safety

- A lamp breaking is extremely unlikely to have any impact on your health. If a lamp breaks, ventilate the room for 30 minutes and remove the parts, preferably with gloves. Put them in a sealed plastic bag and take it to your local waste facilities for recycling. Do not use a vacuum cleaner.

Product data

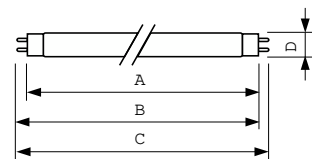
General Information	
Cap-Base	G13 [Medium Bi-Pin Fluorescent]
Life to 50% Failures (Nom)	15,000 hour(s)
Light Technical	
Color Code	865 [CCT of 6500K]
Luminous Flux	1,225 lm
Color Designation	Cool Daylight
Correlated Color Temperature (Nom)	6500 K
Luminous Efficacy (rated) (Nom)	72 lm/W
Color rendering index (CRI)	>80
Operating and Electrical	
Power Consumption	15.7 W
Lamp Current (Nom)	0.380 A

Controls and Dimming	
Dimmable	Yes
Mechanical and Housing	
Bulb Shape	T8 [26 mm (T8)]
Approval and Application	
Mercury (Hg) Content (Nom)	2.0 mg
Energy Consumption kWh/1000 h	20 kWh
Product Data	
Order product name	MASTER TL-D Eco 16W/865 SLV/25
Full product name	MASTER TL-D Eco 16W/865 SLV/25
Full product code	871150026871640
Order code	927922886515
Material Nr. (12NC)	927922886515
Numerator - Quantity Per Pack	1
EAN/UPC - Product/Case	8711500268716

MASTER TL-D Eco

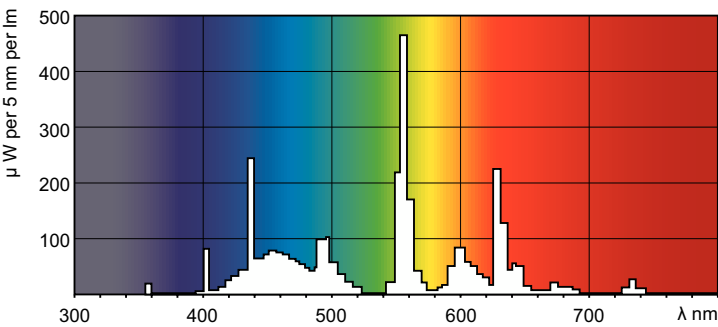
Numerator - Packs per outer box	25
EAN/UPC - Case	8711500268723

Dimensional drawing



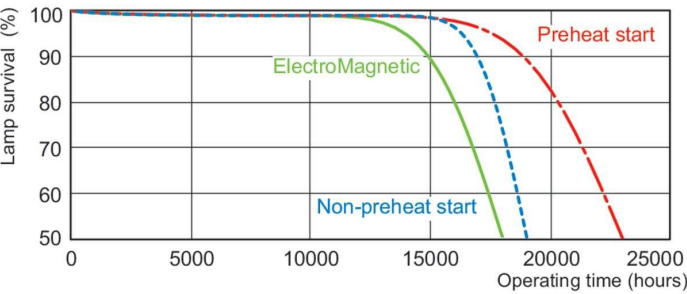
Product	D (max)	A (max)	B (max)	B (min)	C (max)
MASTER TL-D Eco 16W/865 SLV/25	28 mm	589.8 mm	596.9 mm	594.5 mm	604.0 mm

Photometric data



Spectral Power Distribution Colour - MASTER TL-D Eco 16W/865 SLV/25

Lifetime

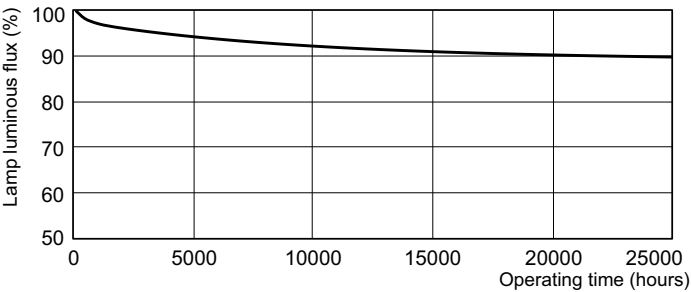


Life Expectancy Diagram - MASTER TL-D Eco 16W/865 SLV/25

Life Expectancy Diagram - MASTER TL-D Eco 16W/865 SLV/25

MASTER TL-D Eco

Lifetime



Lumen Maintenance Diagram - MASTER TL-D Eco 16W/865 SLV/25

