



# Retail Sales T8

## F15T8/NATURALSUNSHINE 6/1

Energy Savings, extra long life, extra low mercury. T8 lamps offer high energy savings, superior lumen output, and long life in an environmentally responsible lamp.

### Warnings and Safety

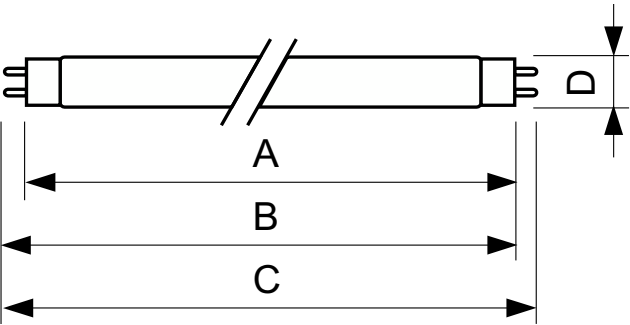
- Lamp contains mercury.
- Manage in Accord with Disposal Laws.
- See: [www.lamprecycle.org](http://www.lamprecycle.org) or 1-800-555-0050

### Product data

General Information	
Cap-Base	G13 [Medium Bi-Pin Fluorescent]
Features	ALTO® (ALTO)
Life to 50% Failures (Nom)	13,000 hour(s)
Light Technical	
Color Code	950 [CCT of 5000K]
Luminous Flux	750 lm
Color Designation	Natural Sunshine (NS)
Correlated Color Temperature (Nom)	5000 K
Color rendering index (CRI)	97
Operating and Electrical	
Power Consumption	15.5 W
Lamp Current (Nom)	0.335 A
Voltage (Nom)	55 V
Voltage (Nom)	55 V
Controls and Dimming	
Dimmable	Yes

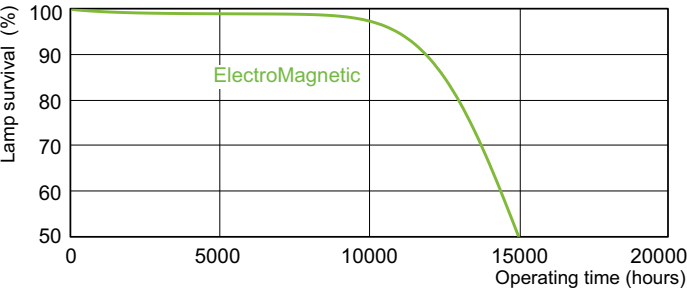
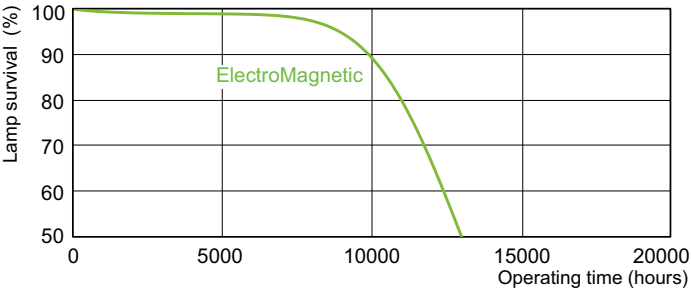
Mechanical and Housing	
Bulb Shape	T8 [26 mm (T8)]
Approval and Application	
Mercury (Hg) Content (Nom)	2.0 mg
Product Data	
Order product name	F15T8/NATURAL SUNSHINE SL6
Full product name	F15T8/NATURALSUNSHINE 6/1
Order code	392290
Material Nr. (12NC)	928022895028
Numerator - Quantity Per Pack	1
EAN/UPC - Product/Case	046677392291
Numerator - Packs per outer box	6
EAN/UPC - Case	50046677392296

Dimensional drawing



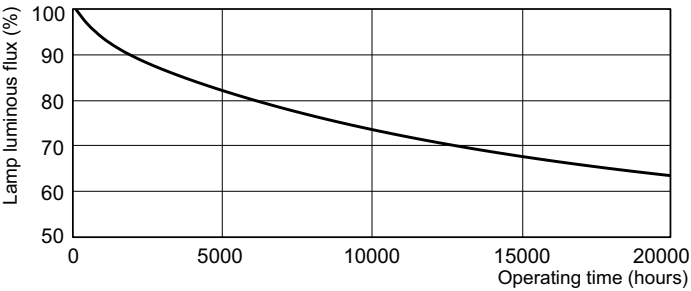
Product	D (max)	A (max)	B (max)	B (min)	C (max)
F15T8/NATURAL	1-1/8 inch	17-1/4 inch	17-1/2 inch	17-7/16 inch	17-13/16 inch
SUNSHINE SL6					

Lifetime



Life Expectancy Diagram - F15T8/NATURAL SUNSHINE SL6

Life Expectancy Diagram - F15T8/NATURAL SUNSHINE SL6



Lumen Maintenance Diagram - F15T8/NATURAL SUNSHINE SL6

