



MASTER HPI Plus

MASTER HPI Plus 250W/645 BU E40 1SL/12

Quartz metal halide lamps with opalized outer bulb

Warnings and Safety

- Use only in totally enclosed luminaire, even during testing (IEC61167, IEC 62035, IEC60598)
- The luminaire must be able to contain hot lamp parts if the lamp ruptures
- For use with control gear designed for high-pressure mercury or sodium lamps
- A lamp breaking is extremely unlikely to have any impact on your health. If a lamp breaks, ventilate the room for 30 minutes and remove the parts, preferably with gloves. Put them in a sealed plastic bag and take it to your local waste facilities for recycling. Do not use a vacuum cleaner.

Product data

General Information	
Cap-Base	E40
Operating Position	H15 [Hanging +/-15D or Base Up (BU)]
Life to 50% Failures (Nom)	20,000 hour(s)
Light Technical	
Color Code	645 [CCT of 4500K]
Color Designation	Cool White (CW)
Chromaticity Coordinate X (Nom)	365
Chromaticity Coordinate Y (Nom)	363
Correlated Color Temperature (Nom)	4500 K
Luminous Efficacy (rated) (Nom)	66 lm/W
Color rendering index (CRI)	65
Operating and Electrical	
Power Consumption	256 W
Voltage (Nom)	128 V

Voltage (Nom)	128 V
Controls and Dimming	
Dimmable	No
Mechanical and Housing	
Bulb Finish	Coated glass
Bulb Shape	BD90
Approval and Application	
Mercury (Hg) Content (Nom)	47 mg
Energy Consumption kWh/1000 h	282 kWh
Product Data	
Order product name	MASTER HPI Plus 250W/645 BU E40 1SL/12
Full product name	MASTER HPI Plus 250W/645 BU E40 1SL/12
Full product code	871150018114515
Order code	928076709891

MASTER HPI Plus

Material Nr. (12NC)	928076709891
Numerator - Quantity Per Pack	1
EAN/UPC - Product/Case	8711500181145
Numerator - Packs per outer box	12

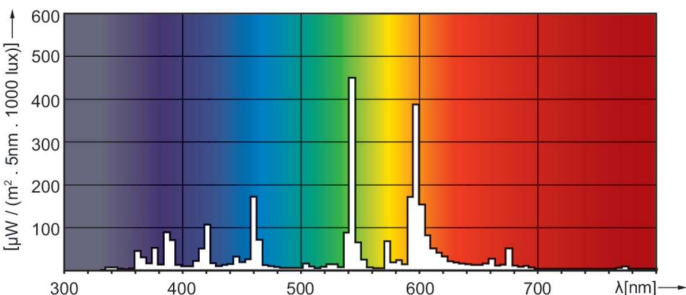
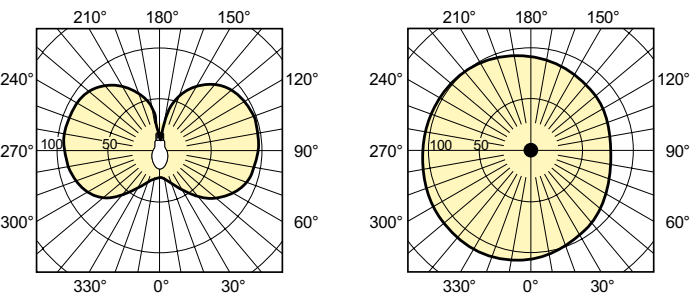
EAN/UPC - Case	8711500181152
----------------	---------------

Dimensional drawing



Product	D (max)	C (max)
MASTER HPI Plus 250W/645 BU E40 1SL/12	91 mm	226 mm

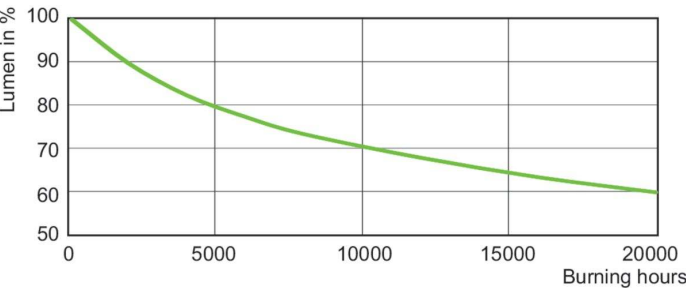
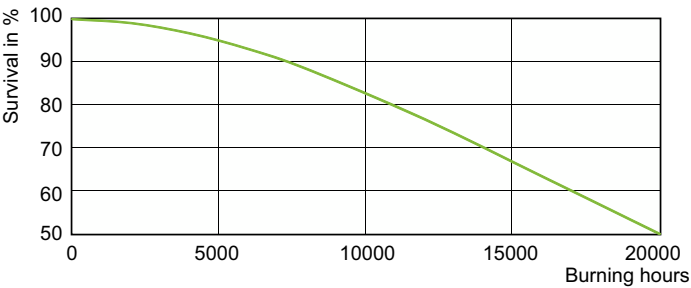
Photometric data



Light Distribution Diagram - MASTER HPI Plus 250W/645 BU E40 1SL/12

Spectral Power Distribution Colour - MASTER HPI Plus 250W/645 BU E40 1SL/12

Lifetime



Life Expectancy Diagram - MASTER HPI Plus 250W/645 BU E40 1SL/12

Lumen Maintenance Diagram - MASTER HPI Plus 250W/645 BU E40 1SL/12

MASTER HPI Plus

