



ML

ML 250W E27 225-235V 1SL/12

Mixed Light lamps

Warnings and Safety

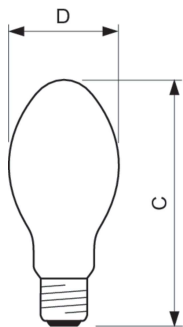
- A lamp breaking is extremely unlikely to have any impact on your health. If a lamp breaks, ventilate the room for 30 minutes and remove the parts, preferably with gloves. Put them in a sealed plastic bag and take it to your local waste facilities for recycling. Do not use a vacuum cleaner.

Product data

General Information	
Cap-Base	E27 [E27]
Operating Position	VBU/VBD30 [Vertical or Base Up/Base Down +/-30D]
Life to 50% Failures (Nom)	10,000 hour(s)
Light Technical	
Chromaticity Coordinate X (Nom)	402
Chromaticity Coordinate Y (Nom)	382
Luminous Efficacy (rated) (Nom)	20.4 lm/W
Color rendering index (CRI)	63
Operating and Electrical	
Power Consumption	265.0 W
Voltage (Nom)	230 V
Voltage (Nom)	230 V
Controls and Dimming	
Dimmable	No
Mechanical and Housing	
Bulb Finish	Coated glass

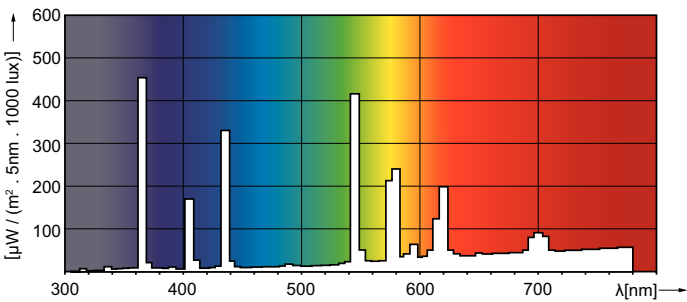
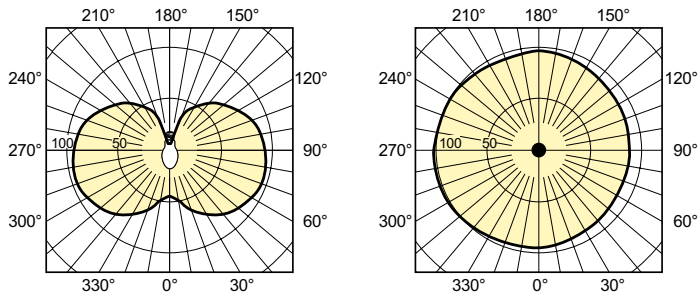
Bulb Material	Soft Glass
Bulb Shape	ED90 [ED 90mm]
Approval and Application	
Mercury (Hg) Content (Nom)	16.3 mg
Energy Consumption kWh/1000 h	291 kWh
Product Data	
Order product name	ML 250W E27 225-235V 1SL/12
Full product name	ML 250W E27 225-235V 1SL/12
Full product code	692059027787000
Order code	928096056892
Material Nr. (12NC)	928096056892
Numerator - Quantity Per Pack	1
EAN/UPC - Product/Case	6920590277870
Numerator - Packs per outer box	12
EAN/UPC - Case	6920590277887

Dimensional drawing



Product	D (max)	C (max)
ML 250W E27 225-235V 1SL/12	91 mm	212 mm

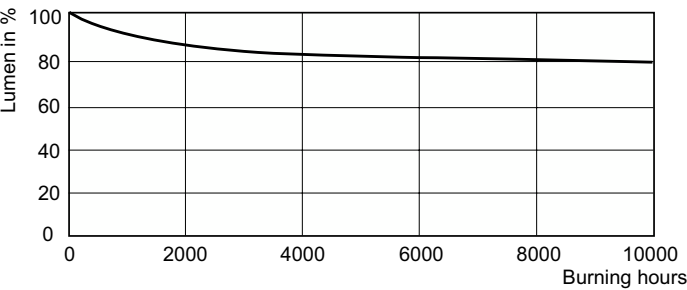
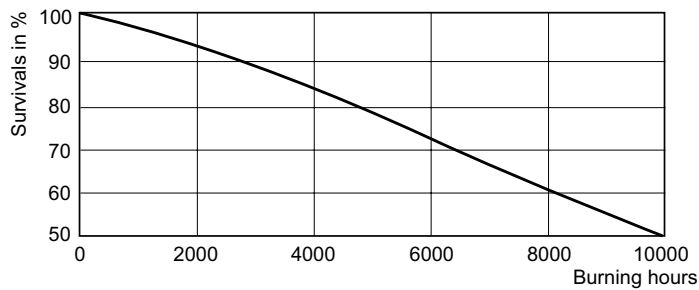
Photometric data



Light Distribution Diagram - ML 250W E27 225-235V 1SL/12

Spectral Power Distribution Colour - ML 250W E27 225-235V 1SL/12

Lifetime



Life Expectancy Diagram - ML 250W E27 225-235V 1SL/12

Lumen Maintenance Diagram - ML 250W E27 225-235V 1SL/12

