



# ML

## ML 500W E40 220-230V 1SL/6

Mixed Light lamps

### Warnings and Safety

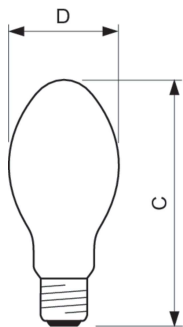
- A lamp breaking is extremely unlikely to have any impact on your health. If a lamp breaks, ventilate the room for 30 minutes and remove the parts, preferably with gloves. Put them in a sealed plastic bag and take it to your local waste facilities for recycling. Do not use a vacuum cleaner.

### Product data

General Information	
Cap-Base	E40 [E40]
Operating Position	VBU/VBD30 [Vertical or Base Up/Base Down +/-30D]
Life to 50% Failures (Nom)	10,000 hour(s)
Light Technical	
Chromaticity Coordinate X (Nom)	396
Chromaticity Coordinate Y (Nom)	387
Luminous Efficacy (rated) (Nom)	26 lm/W
Color rendering index (CRI)	50
Operating and Electrical	
Power Consumption	500.0 W
Voltage (Nom)	225 V
Voltage (Nom)	225 V
Controls and Dimming	
Dimmable	No
Mechanical and Housing	
Bulb Finish	Coated glass

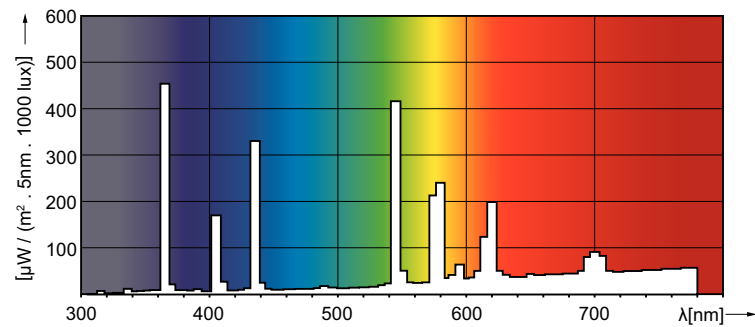
Bulb Material	Hard Glass
Bulb Shape	ED120 [ED 120mm]
Approval and Application	
Mercury (Hg) Content (Nom)	46 mg
Energy Consumption kWh/1000 h	550 kWh
Product Data	
Order product name	ML 500W E40 220-230V 1SL/6
Full product name	ML 500W E40 220-230V 1SL/6
Full product code	692059027791700
Order code	27791700
Material Nr. (12NC)	928097057791
Numerator - Quantity Per Pack	1
EAN/UPC - Product/Case	6920590277917
Numerator - Packs per outer box	6
EAN/UPC - Case	6920590277924

Dimensional drawing



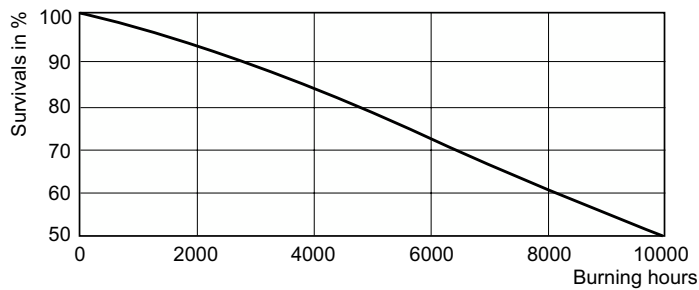
Product	D (max)	C (max)
ML 500W E40 220-230V 1SL/6	122 mm	290 mm

Photometric data

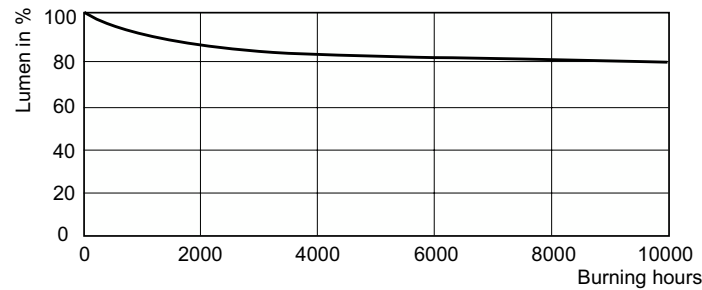


Spectral Power Distribution Colour - ML 500W E40 220-230V 1SL/6

Lifetime



Life Expectancy Diagram - ML 500W E40 220-230V 1SL/6



Lumen Maintenance Diagram - ML 500W E40 220-230V 1SL/6

