



MasterColor CDM-R Elite

MASTERColor CDM-R Elite 70W/930 E26/24 PAR30L 40D

The Elite family is at the very top of the MasterColor CDM range, and gives a unique combination of unbeatable light quality and consistent performance over lifetime, while keeping running costs low. MasterColor metal halide lamps deliver consistent white light and higher color rendering than any standard metal halide source for architectural lighting. MasterColor CDM Elite PAR30L lamps deliver similar performance as the MasterColor Elite family lamps in the familiar PAR30L shape.

Warnings and Safety

- R "WARNING: These lamps can cause serious skin burn and eye inflammation from short wave ultraviolet radiation if outer envelope of the lamp is broken or punctured. Do not use where people will remain for more than a few minutes unless adequate shielding or other safety precautions are used. Certain lamps that will automatically extinguish when the outer envelope is broken or punctured are commercially available." This lamp complies with FDA radiation performance standard 21 CFR subchapter J. (USA: 21 CFR 1040.30 Canada: SOR/DORS/80-381)
- Lamp contains mercury.
- Manage in Accord with Disposal Laws.
- See: www.lamprecycle.org or 1-800-555-0050

Product data

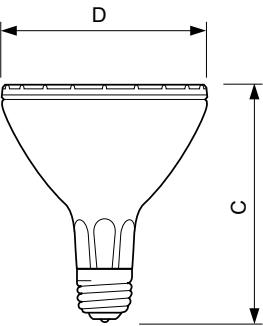
| General Information | | | |
|----------------------------|-----------------------------------|------------------------------------|-----------------|
| Cap-Base | E26 [Single Contact Medium Screw] | Beam Angle (Nom) | 40 degree(s) |
| Operating Position | UNIVERSAL [Any or Universal (U)] | Luminous Intensity (Nom) | 9,300 cd |
| Switching Cycle | 1,350 | Color Designation | Warm White (WW) |
| Life to 50% Failures (Nom) | 15,000 hour(s) | Chromaticity Coordinate X (Nom) | 0.443 |
| | | Chromaticity Coordinate Y (Nom) | 0.402 |
| | | Correlated Color Temperature (Nom) | 3000 K |
| Light Technical | | Luminous Efficacy (rated) (Nom) | 70 lm/W |
| Color Code | 930 [CCT of 3000K] | Color rendering index (CRI) | 92 |

MasterColor CDM-R Elite

| | |
|--|----------|
| LLMF At End Of Nominal Lifetime (Nom) 80 % | |
| Luminous Flux in 90° Cone (Rated) | 4,400 lm |
| Operating and Electrical | |
| Power Consumption | 73.0 W |
| Warm-up time to 60% light | 120 s |
| Voltage (Nom) | 86 V |
| Voltage (Nom) | 86 V |
| Controls and Dimming | |
| Dimmable | No |
| Mechanical and Housing | |
| Bulb Finish | Clear |
| Bulb Shape | PAR30L |

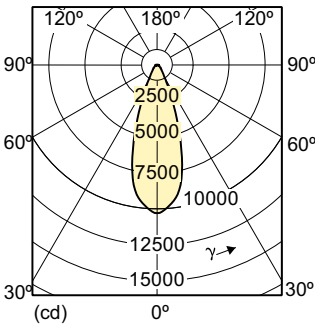
| | |
|---------------------------------|---|
| Approval and Application | |
| Mercury (Hg) Content (Nom) | 6.6 mg |
| Energy Consumption kWh/1000 h | 80 kWh |
| Product Data | |
| Order product name | MC CDM-R Elite 70W/930 E26 PAR30L 40D |
| Full product name | MASTERColor CDM-R Elite 70W/930 E26/24 PAR30L 40D |
| Order code | 426544 |
| Material Nr. (12NC) | 928109800615 |
| Numerator - Quantity Per Pack | 1 |
| EAN/UPC - Product/Case | 046677426545 |
| Numerator - Packs per outer box | 6 |
| EAN/UPC - Case | 50046677426540 |

Dimensional drawing

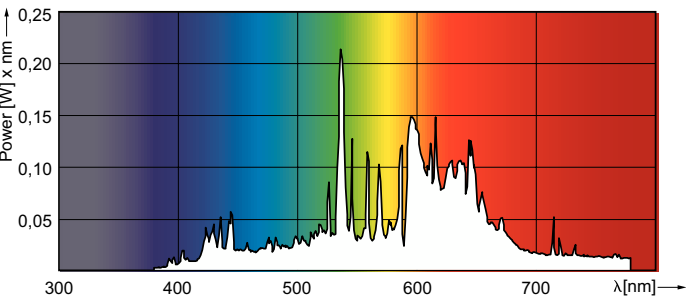


| Product | D (max) | C (max) |
|---------------------------------------|--------------|------------|
| MC CDM-R Elite 70W/930 E26 PAR30L 40D | 3-13/16 inch | 4-7/8 inch |

Photometric data



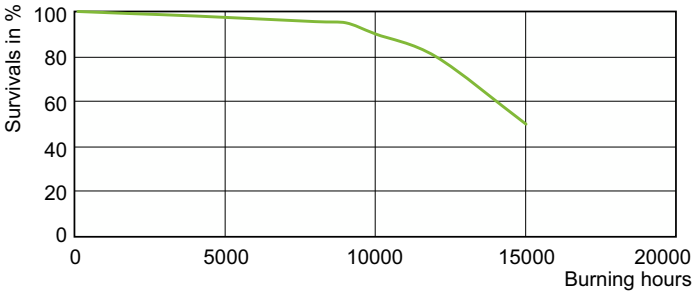
Light Distribution Diagram - MC CDM-R Elite 70W/930 E26 PAR30L 40D



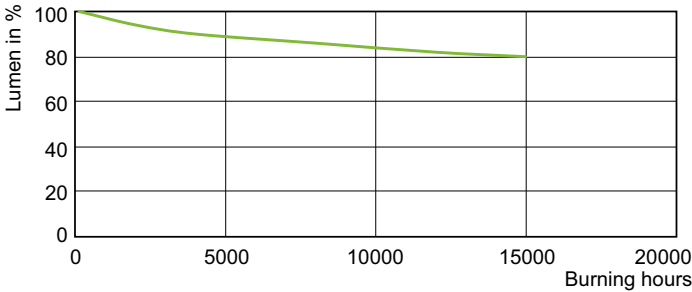
Spectral Power Distribution Colour - MC CDM-R Elite 70W/930 E26 PAR30L 40D

MasterColor CDM-R Elite

Lifetime



Life Expectancy Diagram - MC CDM-R Elite 70W/930 E26 PAR30L 40D



Lumen Maintenance Diagram - MC CDM-R Elite 70W/930 E26 PAR30L 40D

