



# MASTERColour CDM-R111 Elite

## MASTERC CDM-R111 Elite 35W/930 GX8.5 10D

MASTERColour CDM-R111 Elite combines the trendy look of 111 mm aluminium-reflector halogen lamps with the long life, high energy efficiency and crisp white light of MASTERColour CDM.

### Warnings and Safety

- Control gear must include end-of-life protection (IEC61167, IEC 62035)
- Control gear must include end-of-life protection (IEC61167, IEC 62035)
- Use only with electronic control gear. 35W/930 lamps may also use electromagnetic gear.
- Use only with electronic control gear. 35W/930 lamps may also use electromagnetic gear.
- A lamp breaking is extremely unlikely to have any impact on your health. If a lamp breaks, ventilate the room for 30 minutes and remove the parts, preferably with gloves. Put them in a sealed plastic bag and take it to your local waste facilities for recycling. Do not use a vacuum cleaner.
- A lamp breaking is extremely unlikely to have any impact on your health. If a lamp breaks, ventilate the room for 30 minutes and remove the parts, preferably with gloves. Put them in a sealed plastic bag and take it to your local waste facilities for recycling. Do not use a vacuum cleaner.

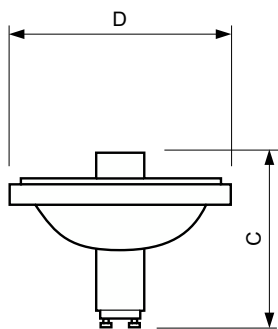
### Product data

General Information			
Cap-Base	GX8.5 [GX8.5]	Luminous Flux	1,350 lm
Operating Position	UNIVERSAL [Any or Universal (U)]	Luminous Intensity (Nom)	36,000 cd
Switching Cycle	1,050	Color Designation	Warm White (WW)
Flux measurement reference	Narrow Cone	Chromaticity Coordinate X (Nom)	0.434
Life to 50% Failures (Nom)	12,000 hour(s)	Chromaticity Coordinate Y (Nom)	0.398
		Correlated Color Temperature (Nom)	3000 K
		Luminous Efficacy (rated) (Nom)	37 lm/W
		Color rendering index (CRI)	90
		LLMF At End Of Nominal Lifetime (Nom)	70 %
Light Technical			
Color Code	930 [CCT of 3000K]		
Beam Angle (Nom)	10 degree(s)		

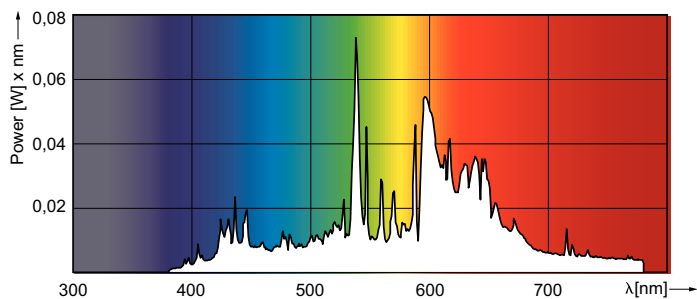
# MASTERC colour CDM-R111 Elite

Luminous Flux in 90° Cone (Rated)	1,350 lm
<b>Operating and Electrical</b>	
Power Consumption	39.1 W
Warm-up time to 60% light	120 s
Voltage (Nom)	89 V
Voltage (Nom)	89 V
<b>Controls and Dimming</b>	
Dimmable	No
<b>Mechanical and Housing</b>	
Bulb Finish	Reflector
Bulb Shape	R111 [R 111mm]
<b>Approval and Application</b>	
Energy Efficiency Class	G

## Dimensional drawing



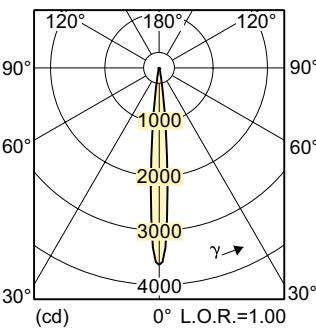
## Photometric data



Spectral Power Distribution Colour - MASTERC CDM-R111 Elite 35W/930 GX8.5 10D

Mercury (Hg) Content (Max)	4.7 mg
Mercury (Hg) Content (Nom)	4.7 mg
Energy Consumption kWh/1000 h	40 kWh
EPREL Registration Number	473279
<b>Product Data</b>	
Order product name	MASTERC CDM-R111 Elite 35W/930 GX8.5 10D
Full product name	MASTERC CDM-R111 Elite 35W/930 GX8.5 10D
Full product code	871829168918800
Order code	928195305330
Material Nr. (12NC)	928195305330
Numerator - Quantity Per Pack	1
EAN/UPC - Product/Case	8718291689188
Numerator - Packs per outer box	6
EAN/UPC - Case	8718291689195

Product	D (max)	C (max)
MASTERC CDM-R111 Elite 35W/930 GX8.5 10D	111 mm	95 mm



Light Distribution Diagram - MASTERC CDM-R111 Elite 35W/930 GX8.5 10D

## MASTERColour CDM-R111 Elite

