



# SON

## SON 250W E E40 CO 1SL/12

High Pressure Sodium lamp with opalized ovoid outer bulb

### Product data

General Information	
Cap base	E40 [ E40]
Burning Position	UNIVERSAL [ Any/Universal]
Life to 5% failures (nom.)	12000 h
Life to 20% failures (nom.)	20000 h
Life to 50% failures (nom.)	28000 h
System description	External Ignitor (E)
Light Technical	
Colour Code	220 [ CCT of 2,000 K]
Lamp Luminous Flux (Min)	22500 lm
Lamp Luminous Flux (Nom)	27000 lm
Lumen maintenance 10,000 hours (min.)	90 %
Lumen maintenance 10,000 hours (nom.)	95 %
Lumen maintenance 2,000 hours (min.)	95 %
Lumen maintenance 2,000 hours (nom.)	98 %
Lumen maintenance 5,000 hours (min.)	92 %
Lumen maintenance 5,000 hours (nom.)	96 %
Colour Temperature, horizontal (Nom)	2000 K
Lamp Luminous Efficacy EM (Nom)	106 lm/W
Colour Rendering Index,horiz (Max)	25
Operating and Electrical	
Power (Rated) (Nom)	250 W
Lamp current (EM) (nom.)	3 A
Ignition supply voltage (max.)	198 V

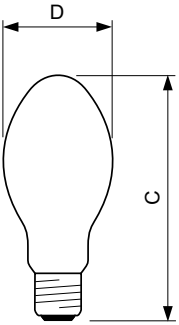
Ignition peak voltage (max.)	2800 V
Re-ignition time (min.) (max.)	120 s
Ignition time (max.)	5 s
Voltage (Max)	115 V
Voltage (Min)	85 V
Voltage (Nom)	100 V
Controls and Dimming	
Dimmable	yes
Run-up time 90% (max.)	5 min
Mechanical and Housing	
Bulb finish	Coated glass
Approval and Application	
Energy efficiency label (EEL)	A+
Mercury (Hg) content (nom.)	20.4 mg
Energy Consumption kWh/1000 h	275 kWh
Luminaire Design Requirements	
Bulb temperature (max.)	350 °C
Cap base temperature (max.)	250 °C
Product Data	
Full product code	871150021038815
Order product name	SON 250W E E40 CO 1SL/12

EAN/UPC – product	8711500210388
Order code	21038815
Local Code	9284-869-00091
Numerator – quantity per pack	1
Numerator – packs per outer box	12

Material no. (12NC)	928486900091
Net weight (piece)	0.063 kg

**Warnings and Safety**


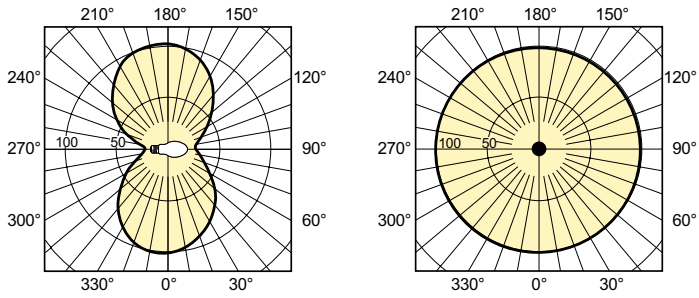
**Dimensional drawing**



SON 250W E E40 CO

Product	SON 250W E E40 CO 1SL/12
---------	--------------------------

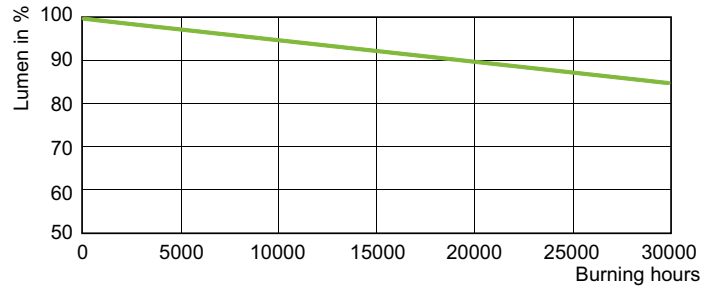
**Photometric data**



LDLD\_SON-Light distribution diagram

# SON

## Lifetime



LDLM\_SON\_0001-Lumen maintenance diagram

