



Essential LED tubes T5 Mains

MASTER LEDtube 600mm 7.5W840 G5 I

The Essential LEDtube T5 is an affordable LED solution suitable for replacing T5 fluorescent lamps. Thanks to a unique design, Philips Essential LED tube T5 Mains can be directly installed in luminaires operating on mains power connection. The product provides a natural lighting effect for use in general lighting applications, as well as instant energy savings – an environmentally friendly solution.

Product data

General Information	
Cap-Base	G5 [G5]
Nominal lifetime	40,000 hour(s)
Switching Cycle	50,000
Lighting Technology	LED
EU RoHS compliant	Yes
Light Technical	
Color Code	840 [CCT of 4000K]
Beam Angle (Nom)	160 degree(s)
Luminous Flux	800 lm
Color Designation	Cool White (CW)
Correlated Color Temperature (Nom)	4000 K
Luminous Efficacy (rated) (Nom)	106.67 lm/W
Color Consistency	<6
Color rendering index (CRI)	83
LLMF At End Of Nominal Lifetime (Nom)	70 %
Operating and Electrical	
Line Frequency	50 to 60 Hz

Input Frequency	50 to 60 Hz
Power Consumption	7.5 W
Starting Time (Nom)	0.5 s
Warm-up time to 60% light	0.5 s
Power Factor (Fraction)	0.9
Voltage (Nom)	19 V
Temperature	
Ambient temperature range	-20 °C to 45 °C
T-Case Maximum (Nom)	60 °C
Controls and Dimming	
Dimmable	No
Mechanical and Housing	
Product Length	600 mm
Bulb Shape	T5
Approval and Application	
Energy Saving Product	Yes

Essential LED tubes T5 Mains

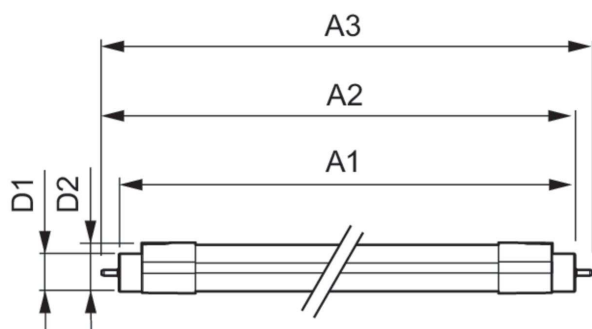
Suitable For Accent Lighting	No
Approval Marks	RoHS compliance KEMA Keur certificate CE marking
Energy Consumption kWh/1000 h	9 kWh

Product Data

Order product name	MASTER LEDtube 600mm 7.5W840 G5 I
Full product name	MASTER LEDtube 600mm 7.5W840 G5 I
Full product code	694793910974600

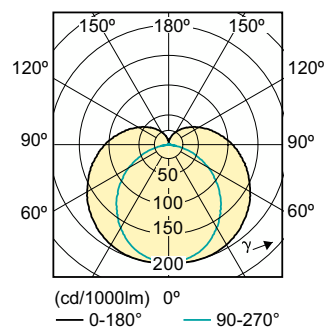
Order code	929001154910
Material Nr. (12NC)	929001154910
Numerator - Quantity Per Pack	1
EAN/UPC - Product/Case	6947939109746
Numerator - Packs per outer box	20
EAN/UPC - Case	6947939109753

Dimensional drawing




Product	D1	D2	A1	A2	A3
MASTER LEDtube 600mm 7.5W840 G5 I	15.8 mm	21.0 mm	548.0 mm	555.0 mm	562.0 mm

Photometric data



Light Distribution Diagram - MASTER LEDtube 600mm 7.5W840 G5 I



General uniform lighting - MASTER LEDtube 600mm 7.5W840 G5 I

Essential LED tubes T5 Mains

Photometric data



Spectral Power Distribution Colour - MASTER LEDtube 600mm 7.5W840 G5

