



Candle LED



LED 15W T25 E14 WW FR ND RF 1SRT6

Philips Candle Dimmable LED Lamps offer decorative energy-saving ambience with the elegant effect of incandescent candles. Available in bent, blunt and flame tip candles, their unique design provides light in all directions, giving lighting designers a long-life alternative to standard incandescent sources.

Product data

General Information	
Cap base	E14 [E14]
Nominal lifetime	15,000 h
Switching Cycle	50,000
Rated Lifetime (Hours)	15,000 h
Lighting Technology	LED
Flux measurement reference	Sphere
EU RoHS compliant	Yes
Light Technical	
Colour Code	827 [CCT of 2700K]
Colour Code	827 [CCT of 2700K]
Beam angle (nom.)	240 degree(s)
Luminous Flux	150 lm
Colour designation	Warm White (WW)
Correlated Colour Temperature	2700 K
Luminous efficacy (rated) (nom.)	88.00 lm/W
Colour consistency	<6
Colour rendering index (CRI)	80
LLMF at end of nominal lifetime (nom.)	70 %
Flickering value (PstLM)	1
Stroboscopic effect	0.4

Operating and Electrical	
Line Frequency	50 to 60 Hz
Input frequency	50 to 60 Hz
Power Consumption	1.7 W
Lamp current (nom.)	20 mA
Wattage equivalent	15 W
Starting time (nom.)	0.5 s
Warm-up time to 60% light	0.5 s
Power Factor (Fraction)	0.4
Voltage (nom.)	220-240 V
Temperature	
T-Case maximum (nom.)	55 °C
Controls and Dimming	
Dimmable	No
Mechanical and Housing	
Lamp Finish	Frosted
Bulb shape	T25 [T 25 mm]
Approval and Application	
Energy Efficiency Class	F

Candle LED

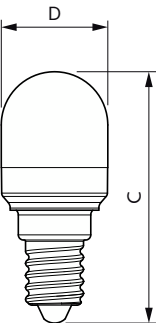
Energy consumption kWh/1,000 hours	2 kWh
EPREL registration number	391879
EyeComfort	Yes

Product Data

Order product name	LED 15W T25 E14 WW FR ND RF 1SRT6
Full product name	LED 15W T25 E14 WW FR ND RF 1SRT6
Full EOC	871869977193501


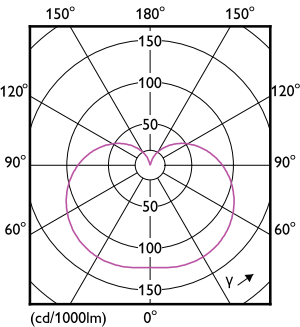
Order code	77193501
Material no. (12 NC)	929001325755
SAP numerator – quantity per pack	1
EAN/UPC – Product/Case	8718699771935
Numerator – packs per outer box	6
EAN/UPC - Case	8718699772741

Dimensional drawing



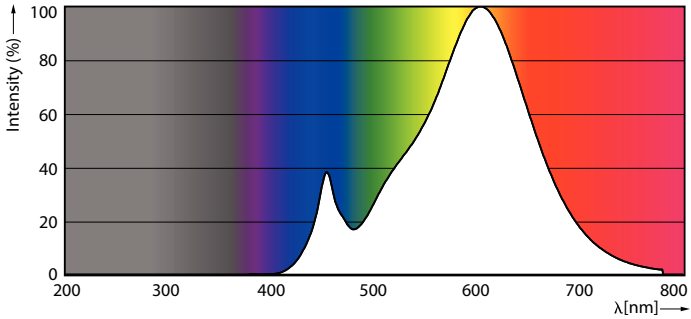
Product	D	C
LED 15W T25 E14 WW FR ND RF 1SRT6	25 mm	59 mm

Photometric data



Light Distribution Diagram - LED 15W T25 E14 WW FR ND RF 1SRT6

General uniform lighting - LED 15W T25 E14 WW FR ND RF 1SRT6



Spectral Power Distribution Colour - LED 15W T25 E14 WW FR ND RF 1SRT6

Candle LED

Lifetime



Life Expectancy Diagram - LED 15W T25 E14 WW FR ND RF 1SRT6



Lumen Maintenance Diagram - LED 15W T25 E14 WW FR ND RF 1SRT6

