



LED PAR30 S/L

12PAR30L/EC/F40/940/DIM/120V 6/1

Philips LED spots with a single optic beam, provide a clean beam that's free from shadows with beam angles from 15 and 40 degrees to suit every general lighting application.

Product data

General Information	
Base	E26 [Single Contact Medium Screw]
Nominal Lifetime (Nom)	40000 h
Switching Cycle	50000X
Technical Type	12-75W
Light Technical	
Color Code	940 [CCT of 4000K]
Beam Angle (Nom)	40 °
Initial lumen (Nom)	950 lm
Luminous Flux (Rated) (Nom)	950 lm
Luminous Intensity (Nom)	2100 cd
Color Designation	Cool White (CW)
Rated Beam Angle	40 °
Correlated Color Temperature (Nom)	4000 K
Luminous Efficacy (rated) (Nom)	75.00 lm/W
Color Consistency	<6
Color Rendering Index (Nom)	95
LLMF At End Of Nominal Lifetime (Nom)	70 %
Operating and Electrical	
Input Frequency	60 Hz
Power (Rated) (Nom)	12 W
Lamp Current (Nom)	120 mA

Wattage Equivalent	75 W
Starting Time (Nom)	0.5 s
Warm Up Time to 60% Light (Nom)	0.5 s
Power Factor (Nom)	0.9
Voltage (Nom)	120 V

Temperature	
T-Case Maximum (Nom)	85 °C

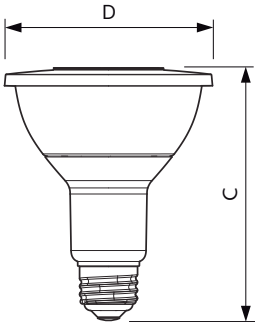
Controls and Dimming	
Dimmable	Yes

Approval and Application	
Suitable For Accent Lighting	Yes

Product Data	
Order product name	12PAR30L/EXPERTCOLOR/F40/940/DIM
EAN/UPC - Product	046677470982
Order code	470988
Numerator - Quantity Per Pack	1
Numerator - Packs per outer box	6
Material Nr. (12NC)	929001341204
Net Weight (Piece)	0.285 kg

LED PAR30 S/L


Dimensional drawing



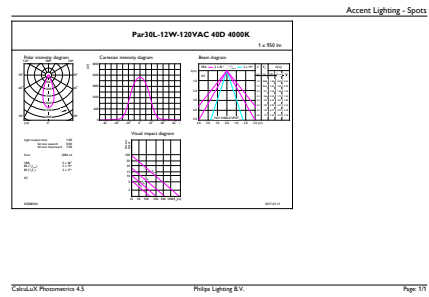
PAR30L 12-75W 950lm 40D 4000K E26 D

Product	D	C
12PAR30L/EXPERTCOLOR/F40/940/DIM	94.8 mm	116.1 mm

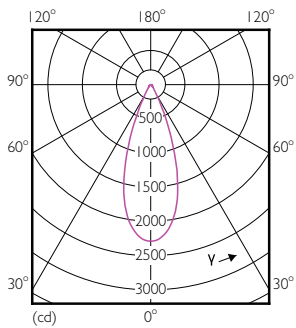
Photometric data



PAR38 17-120W 1250lm 25D 4000K E26 D




PAR30L 12-75W 950lm 40D 4000K E26 D




PAR30L 12W 950lm 40D 4000K E26

LED PAR30 S/L

Lifetime



ExpertColor PAR38 30S 30L Dim 120V Life Expectancy Diagram



ExpertColor PAR38 30S 30L Dim 120V Lumen Maintenance Diagram

