



LED MR16

8.5MR16/LED/840/F35/DIM 12V 10/1FB

Philips LED MR-16 lamps with single optic technology provide the look and color quality of traditional halogens while using a fraction of the energy. A perfect fit for spot lighting, they are compatible with most existing fixtures with MR16 GU5.3 holders and are designed as a retrofit replacement for halogen or incandescent spots.

Product data

General Information		Power Consumption	
Cap-Base	GU5.3 [GU5.3]	Lamp Current (Nom)	960 mA
Nominal lifetime	25,000 hour(s)	Wattage Equivalent	50 W
Switching Cycle	50,000	Starting Time (Nom)	0.5 s
Lighting Technology	LED	Warm-up time to 60% light	0.5 s
EU RoHS compliant	Yes	Power Factor (Fraction)	0.7
Light Technical		Voltage (Nom)	ac electronic 12 V
Color Code	840 [CCT of 4000K]	Temperature	
Beam Angle (Nom)	35 degree(s)	T-Case Maximum (Nom)	212 °F
Luminous Flux	660 lm	Controls and Dimming	
Luminous Intensity (Nom)	1,800 cd	Dimmable	Yes
Color Designation	Cool White (CW)	Mechanical and Housing	
Correlated Color Temperature (Nom)	4000 K	Bulb Finish	Clear
Luminous Efficacy (rated) (Nom)	77.00 lm/W	Bulb Material	Aluminum
Color Consistency	<4	Bulb Shape	MR16 [2inch/50mm]
Color rendering index (CRI)	80	Approval and Application	
LLMF At End Of Nominal Lifetime (Nom)	70 %	Suitable For Accent Lighting	Yes
Operating and Electrical			
Line Frequency	- Hz		
Input Frequency	- Hz		

LED MR16

Energy Consumption kWh/1000 h	- kWh
Product Data	
Order product name	8.5MR16/LED/840/F35/DIM 12V 10/1FB
Full product name	8.5MR16/LED/840/F35/DIM 12V 10/1FB
Order code	533331
Material Nr. (12NC)	929001881804

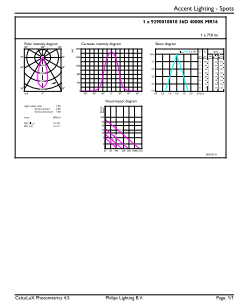
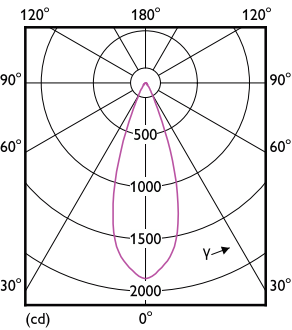
Numerator - Quantity Per Pack	1
EAN/UPC - Product/Case	046677533335
Numerator - Packs per outer box	10
EAN/UPC - Case	50046677533330

Dimensional drawing




Product	D	C
8.5MR16/LED/840/F35/DIM 12V 10/1FB	2 inch	1-7/8 inch

Photometric data



Light Distribution Diagram - 8.5MR16/LED/840/F35/DIM 12V 10/1FB

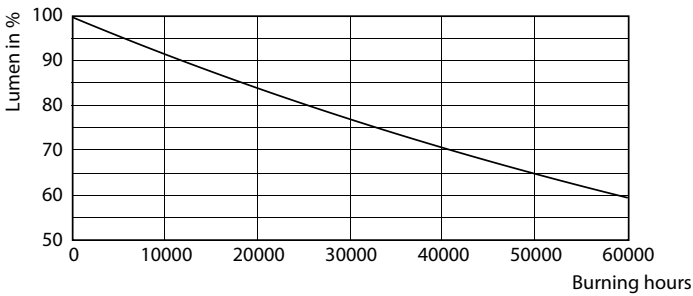
Accent Lighting Spots - 8.5MR16/LED/840/F35/DIM 12V 10/1FB



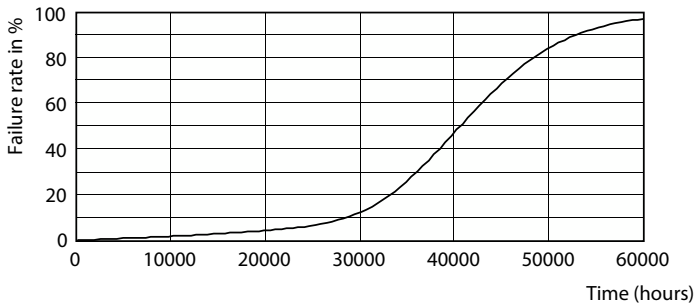
Spectral Power Distribution Colour - 8.5MR16/LED/840/F35/DIM 12V 10/1FB

LED MR16

Lifetime



Lumen Maintenance Diagram - 8.5MR16/LED/840/F35/DIM 12V 10/1FB



Life Expectancy Diagram - 8.5MR16/LED/840/F35/DIM 12V 10/1FB

