



# LED PAR38

## 16.5PAR38/PER/927/F40/DIM/120V 6/1FB T20

Philips LED spots with a single optic beam, provide a clean beam that's free from shadows with beam angles from 15 and 40 degrees to suit every general lighting application.

### Product data

General Information	
Cap-Base	E26 [Single Contact Medium Screw]
Nominal lifetime	25,000 hour(s)
Switching Cycle	50,000
Lighting Technology	LED
EU RoHS compliant	Yes
Light Technical	
Color Code	927
Beam Angle (Nom)	40 degree(s)
Luminous Flux	1,150 lm
Luminous Intensity (Nom)	2,600 cd
Color Designation	Warm White (WW)
Correlated Color Temperature (Nom)	2700 K
Luminous Efficacy (rated) (Nom)	69.00 lm/W
Color Consistency	<4
Color rendering index (CRI)	95
LLMF At End Of Nominal Lifetime (Nom)	70 %
Operating and Electrical	
Line Frequency	60 Hz
Input Frequency	60 Hz
Power Consumption	16.5 W
Lamp Current (Nom)	170 mA

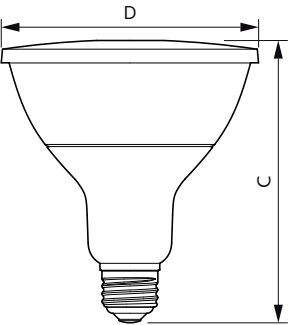
Wattage Equivalent	120 W
Starting Time (Nom)	0.5 s
Warm-up time to 60% light	0.5 s
Power Factor (Fraction)	0.9
Voltage (Nom)	120 V
Temperature	
T-Case Maximum (Nom)	194 °F
Controls and Dimming	
Dimmable	Yes
Mechanical and Housing	
Bulb Shape	PAR38 [PAR 4.75 inch/121mm]
Approval and Application	
Suitable For Accent Lighting	Yes
Energy Consumption kWh/1000 h	- kWh
Product Data	
Order product name	16.5PAR38/PER/927/F40/DIM/120V 6/1FB T20
Full product name	16.5PAR38/PER/927/F40/DIM/120V 6/1FB T20

LED PAR38

Order code	534883
Material Nr. (12NC)	929001909204
Numerator - Quantity Per Pack	1
EAN/UPC - Product/Case	046677534882

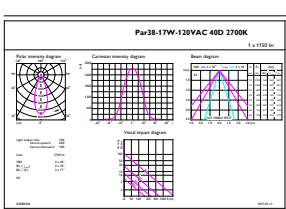
Numerator - Packs per outer box	6
EAN/UPC - Case	50046677534887

Dimensional drawing

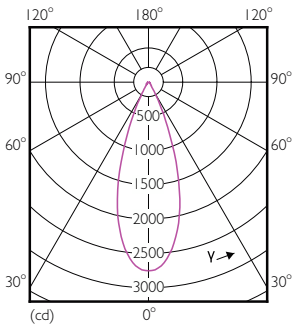


Product	D	C
16.5PAR38/PER/927/F40/DIM/120V 6/1FB T20	120.7 mm	134.6 mm

Photometric data




Accent Lighting - Spots



Accent Lighting Spots - 16.5PAR38/PER/927/F40/DIM/120V 6/1FB T20

Light Distribution Diagram - 16.5PAR38/PER/927/F40/DIM/120V 6/1FB T20



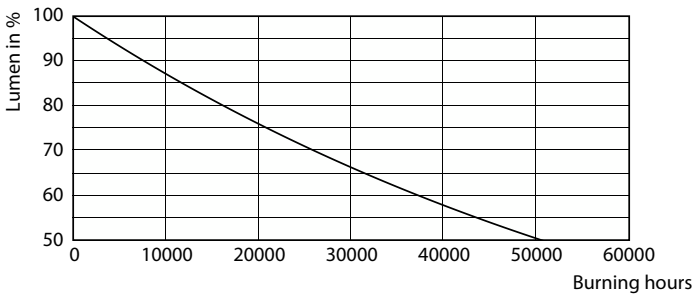
Spectral Power Distribution Colour - 16.5PAR38/PER/927/F40/DIM/120V 6/1FB T20

LED PAR38

Lifetime



Life Expectancy Diagram - 16.5PAR38/PER/927/F40/DIM/120V 6/1FB T20



Lumen Maintenance Diagram - 16.5PAR38/PER/927/F40/DIM/120V 6/1FB T20

