



# LED Designer Deco

## 4.5T10/VIN/820/E26/CL/GL/DIM 4/FBH T20

Philips LED Designer Deco lamps allow you to maintain a warm, classic light or a modern, chic effect while providing longer life and energy savings

### Product data

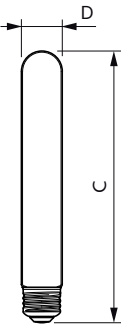
<b>General Information</b>		<b>Warm-up time to 60% light</b>	
Cap-Base	E26 [Single Contact Medium Screw]	Power Factor (Fraction)	0.7
Nominal lifetime	15,000 hour(s)	Voltage (Nom)	120 V
Switching Cycle	20,000	<b>Temperature</b>	
Rated Lifetime (Hours)	15,000 hour(s)	T-Case Maximum (Nom)	131 °F
Lighting Technology	LED	<b>Controls and Dimming</b>	
EU RoHS compliant	Yes	Dimmable	Yes
<b>Light Technical</b>		<b>Mechanical and Housing</b>	
Color Code	820 [CCT of 2000K]	Bulb Finish	Amber
Luminous Flux	300 lm	Bulb Material	Glass
Color Designation	Flame	Bulb Shape	T-10
Correlated Color Temperature (Nom)	2000 K	<b>Approval and Application</b>	
Luminous Efficacy (rated) (Nom)	66.00 lm/W	Energy Consumption kWh/1000 h	- kWh
Color Consistency	<6	Energy Certifications	No
Color rendering index (CRI)	80	EyeComfort	Yes
LLMF At End Of Nominal Lifetime (Nom)	70 %	<b>Product Data</b>	
<b>Operating and Electrical</b>		Order product name	4.5T10/VIN/820/E26/CL/GL/DIM 4/FBH T20
Line Frequency	60 Hz	Full product name	4.5T10/VIN/820/E26/CL/GL/DIM 4/FBH T20
Input Frequency	60 Hz	Order code	556837
Power Consumption	4.5 W	Material Nr. (12NC)	929001951533
Lamp Current (Nom)	40 mA		
Wattage Equivalent	40 W		
Starting Time (Nom)	0.5 s		

LED Designer Deco

Numerator - Quantity Per Pack	1
EAN/UPC - Product/Case	046677556839
Numerator - Packs per outer box	4

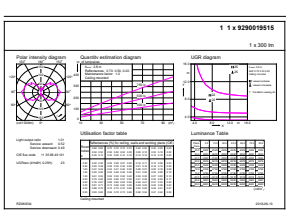
EAN/UPC - Case	50046677556834
----------------	----------------

Dimensional drawing

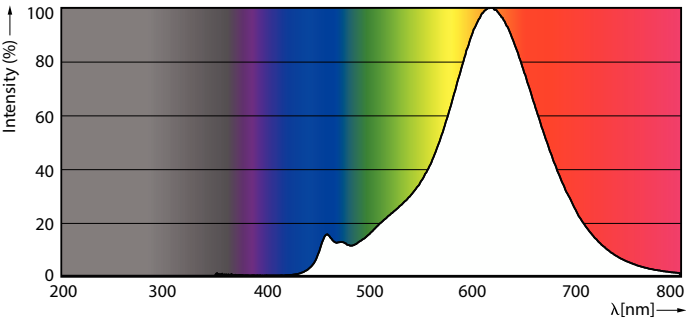


Product	D	C
4.5T10/VIN/820/E26/CL/GL/DIM 4/FBH T20	1-3/16 inch	7-1/2 inch

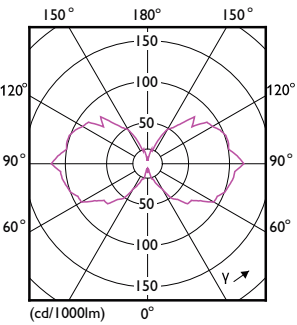
Photometric data



General Uniform Lighting



Spectral Power Distribution Colour - 4.5T10/VIN/820/E26/CL/GL/DIM 4/FBH T20



Light Distribution Diagram - 4.5T10/VIN/820/E26/CL/GL/DIM 4/FBH T20

Lifetime



Life Expectancy Diagram - 4.5T10/VIN/820/E26/CL/GL/DIM 4/FBH T20



Lumen Maintenance Diagram - 4.5T10/VIN/820/E26/CL/GL/DIM 4/FBH T20

