



# LED Highbay

## 25HB/LED/850/ND FB 6/1

Philips LED high bay lamps are a direct replacement for 250W to 400W metal halide lamps which will deliver substantial energy savings. Philips LED HighBays delivers bright, clean light for a fraction of the energy used by conventional HID.

### Product data

General Information	
Cap-Base	E26 [Single Contact Medium Screw]
Nominal lifetime	25,000 hour(s)
Switching Cycle	50,000
Lighting Technology	LED
EU RoHS compliant	Yes
Light Technical	
Color Code	850 [CCT of 5000K]
Beam Angle (Nom)	200 degree(s)
Luminous Flux	2,800 lm
Color Designation	Daylight
Correlated Color Temperature (Nom)	5000 K
Luminous Efficacy (rated) (Nom)	112.00 lm/W
Color Consistency	<6
Color rendering index (CRI)	80
LLMF At End Of Nominal Lifetime (Nom)	70 %
Operating and Electrical	
Line Frequency	50 to 60 Hz
Input Frequency	50 to 60 Hz
Power Consumption	25 W
Lamp Current (Nom)	240 mA
Wattage Equivalent	70 W

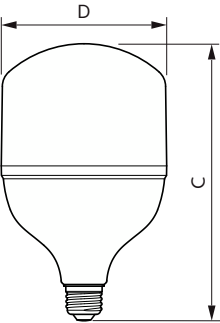
Starting Time (Nom)	0.5 s
Warm-up time to 60% light	0.5 s
Power Factor (Fraction)	0.7
Voltage (Nom)	120 V
UL Type	Type B - bypass the ballast
Temperature	
T-Case Maximum (Nom)	194 °F
Controls and Dimming	
Dimmable	No
Mechanical and Housing	
Bulb Finish	Frosted
Bulb Material	Plastic
Bulb Shape	T-shape
Approval and Application	
Energy Consumption kWh/1000 h	- kWh
Product Data	
Order product name	25HB/LED/850/ND FB 6/1
Full product name	25HB/LED/850/ND FB 6/1
Order code	541950

LED Highbay

Material Nr. (12NC)	929001990004
Numerator - Quantity Per Pack	1
EAN/UPC - Product/Case	046677541958
Numerator - Packs per outer box	6


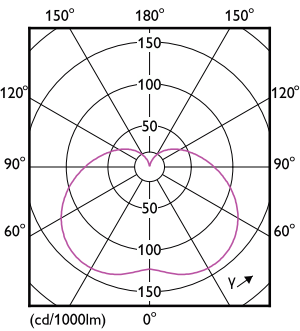
EAN/UPC - Case	50046677541953
----------------	----------------

Dimensional drawing




Product	D	C
25HB/LED/850/ND FB 6/1	4-11/16 inch	8-1/4 inch

Photometric data



Light Distribution Diagram - 25HB/LED/850/ND FB 6/1

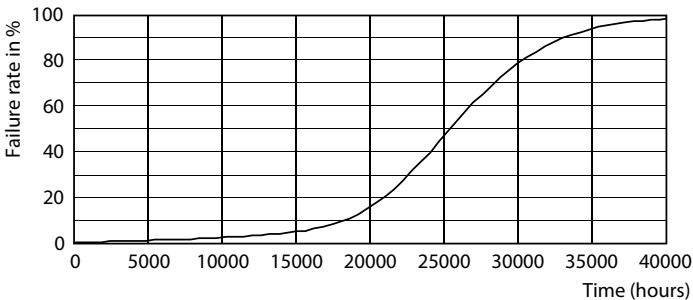
Spectral Power Distribution Colour - 25HB/LED/850/ND FB 6/1



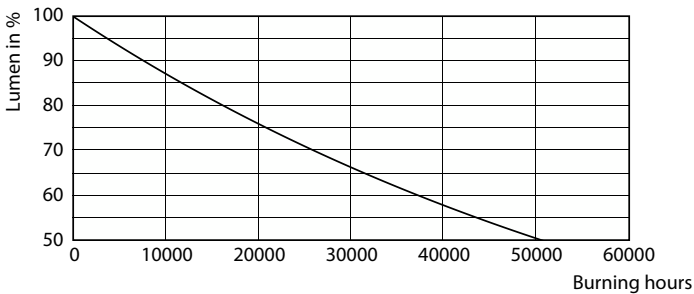
General uniform lighting - 25HB/LED/850/ND FB 6/1

LED Highbay

Lifetime



Life Expectancy Diagram - 25HB/LED/850/ND FB 6/1



Lumen Maintenance Diagram - 25HB/LED/850/ND FB 6/1

