



# LED BR40

## 8.8BR40/PER/930/P/E26/DIM 6/1FB T20

Philips BR40 LED lamps are the smart alternative to standard incandescent. The traditional lamp design can provide excellent dimming performance with spectacular energy savings. They provide the beautiful light and dependable performance you expect from LED at an economical price.

### Product data

General Information	
Cap-Base	E26 [Single Contact Medium Screw]
Nominal lifetime	15,000 hour(s)
Switching Cycle	50,000
Lighting Technology	LED
EU RoHS compliant	Yes
Light Technical	
Color Code	930 [CCT of 3000K]
Beam Angle (Nom)	110 degree(s)
Luminous Flux	800 lm
Color Designation	White (WH)
Correlated Color Temperature (Nom)	3000 K
Luminous Efficacy (rated) (Nom)	90.00 lm/W
Color Consistency	<4
Color rendering index (CRI)	90
LLMF At End Of Nominal Lifetime (Nom)	70 %
Operating and Electrical	
Line Frequency	60 Hz
Input Frequency	60 Hz
Power Consumption	8.8 W
Lamp Current (Nom)	85 mA

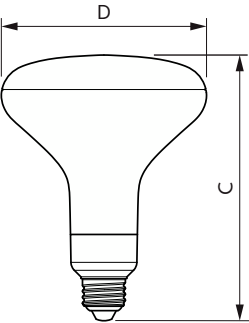
Wattage Equivalent	65 W
Starting Time (Nom)	0.5 s
Warm-up time to 60% light	0.5 s
Power Factor (Fraction)	0.7
Voltage (Nom)	120 V
Temperature	
T-Case Maximum (Nom)	158 °F
Controls and Dimming	
Dimmable	Yes
Mechanical and Housing	
Bulb Finish	Frosted
Bulb Material	Plastic
Bulb Shape	BR40
Approval and Application	
Energy Consumption kWh/1000 h	- kWh
Product Data	
Order product name	8.8BR40/PER/930/P/E26/DIM 6/1FB T20
Full product name	8.8BR40/PER/930/P/E26/DIM 6/1FB T20

LED BR40

Order code	547422
Material Nr. (12NC)	929002035504
Numerator - Quantity Per Pack	1
EAN/UPC - Product/Case	046677547424

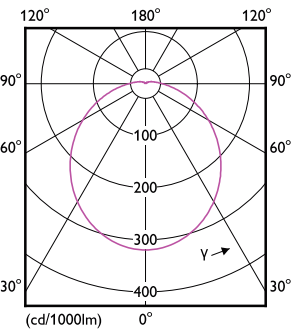
Numerator - Packs per outer box	6
EAN/UPC - Case	50046677547429

Dimensional drawing

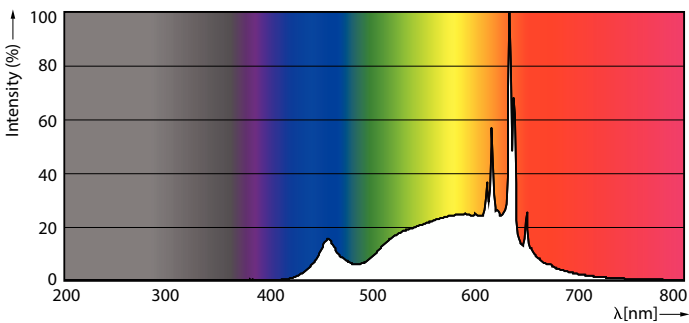


Product	D	C
8.8BR40/PER/930/P/E26/DIM 6/1FB T20	4-15/16 inch	6-5/16 inch


Photometric data



Light Distribution Diagram - 8.8BR40/PER/930/P/E26/DIM 6/1FB T20



Spectral Power Distribution Colour - 8.8BR40/PER/930/P/E26/DIM 6/1FB T20



General uniform lighting - 8.8BR40/PER/930/P/E26/DIM 6/1FB T20

LED BR40

Lifetime



Life Expectancy Diagram - 8.8BR40/PER/930/P/E26/DIM 6/1FB T20



Lumen Maintenance Diagram - 8.8BR40/PER/930/P/E26/DIM 6/1FB T20

