



A-Shape LED

12.2A21/PER/940/P/E26/DIM 6/1FB T20

Philips A-shape LED lamps are the LED alternative to standard incandescents. It provides beautiful light and dependable performance you expect from LED at an affordable price.

Product data

General Information	
Cap-Base	E26 [Single Contact Medium Screw]
Nominal lifetime	15,000 hour(s)
Switching Cycle	50,000
Lighting Technology	LED
EU RoHS compliant	Yes
Light Technical	
Color Code	940 [CCT of 4000K]
Beam Angle (Nom)	250 degree(s)
Luminous Flux	1,100 lm
Color Designation	Cool White (CW)
Correlated Color Temperature (Nom)	4000 K
Luminous Efficacy (rated) (Nom)	90.00 lm/W
Color Consistency	<4
Color rendering index (CRI)	90
LLMF At End Of Nominal Lifetime (Nom)	70 %
Operating and Electrical	
Line Frequency	60 Hz
Input Frequency	60 Hz
Power Consumption	12.2 W
Lamp Current (Nom)	115 mA
Wattage Equivalent	75 W

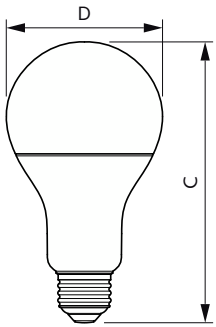
Starting Time (Nom)	0.5 s
Warm-up time to 60% light	0.5 s
Power Factor (Fraction)	0.7
Voltage (Nom)	120 V
Temperature	
T-Case Maximum (Nom)	194 °F
Controls and Dimming	
Dimmable	Yes
Mechanical and Housing	
Bulb Finish	Frosted
Bulb Material	Plastic
Bulb Shape	A21 [A 21mm]
Approval and Application	
Energy Consumption kWh/1000 h	- kWh
Product Data	
Order product name	12.2A21/PER/940/P/E26/DIM 6/1FB T20
Full product name	12.2A21/PER/940/P/E26/DIM 6/1FB T20
Order code	547091
Material Nr. (12NC)	929002036604

A-Shape LED

Numerator - Quantity Per Pack	1
EAN/UPC - Product/Case	046677547097
Numerator - Packs per outer box	6


EAN/UPC - Case	50046677547092
----------------	----------------

Dimensional drawing

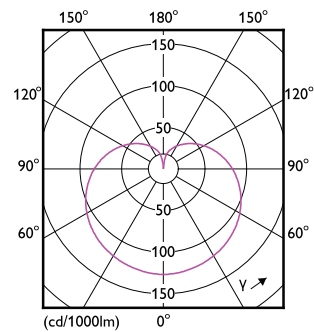


Product	D	C
12.2A21/PER/940/P/E26/DIM 6/1FB T20	3-1/8 inch	5-9/16 inch

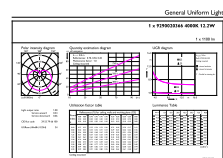
Photometric data



**Spectral Power Distribution Colour - 12.2A21/PER/940/P/E26/DIM 6/1FB
T20**



Light Distribution Diagram - 12.2A21/PER/940/P/E26/DIM 6/1FB T20



General uniform lighting - 12.2A21/PER/940/P/E26/DIM 6/1FB T20

A-Shape LED

Lifetime



Life Expectancy Diagram - 12.2A21/PER/940/P/E26/DIM 6/1FB T20



Lumen Maintenance Diagram - 12.2A21/PER/940/P/E26/DIM 6/1FB T20

