



# A-Shape LED

## 16A21/PER/930/P/E26/DIM 6/1FB T20

Philips A-shape LED lamps are the LED alternative to standard incandescents. It provides beautiful light and dependable performance you expect from LED at an affordable price.

### Product data

General Information	
Cap-Base	E26 [Single Contact Medium Screw]
Nominal lifetime	15,000 hour(s)
Switching Cycle	50,000
Lighting Technology	LED
EU RoHS compliant	Yes
Light Technical	
Color Code	930 [CCT of 3000K]
Beam Angle (Nom)	250 degree(s)
Luminous Flux	1,600 lm
Color Designation	White (WH)
Correlated Color Temperature (Nom)	3000 K
Luminous Efficacy (rated) (Nom)	100.00 lm/W
Color Consistency	<4
Color rendering index (CRI)	90
LLMF At End Of Nominal Lifetime (Nom)	70 %
Operating and Electrical	
Line Frequency	60 Hz
Input Frequency	60 Hz
Power Consumption	16 W
Lamp Current (Nom)	145 mA
Wattage Equivalent	100 W

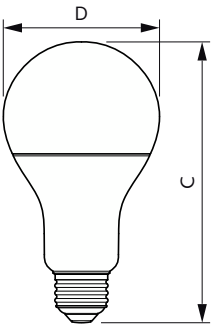
Starting Time (Nom)	0.5 s
Warm-up time to 60% light	0.5 s
Power Factor (Fraction)	0.7
Voltage (Nom)	120 V
Temperature	
T-Case Maximum (Nom)	194 °F
Controls and Dimming	
Dimmable	Yes
Mechanical and Housing	
Bulb Finish	Frosted
Bulb Material	Plastic
Bulb Shape	A21 [A 21mm]
Approval and Application	
Energy Consumption kWh/1000 h	- kWh
Product Data	
Order product name	16A21/PER/930/P/E26/DIM 6/1FB T20
Full product name	16A21/PER/930/P/E26/DIM 6/1FB T20
Order code	550517
Material Nr. (12NC)	929002036904

A-Shape LED

Numerator - Quantity Per Pack	1
EAN/UPC - Product/Case	046677550516
Numerator - Packs per outer box	6

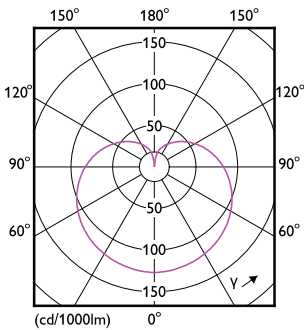

EAN/UPC - Case	50046677550511
----------------	----------------

Dimensional drawing



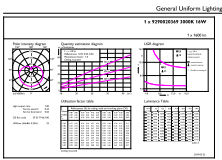
Product	D	C
16A21/PER/930/P/E26/DIM 6/1FB T20	3-1/8 inch	5-9/16 inch

Photometric data



Spectral Power Distribution Colour - 16A21/PER/930/P/E26/DIM 6/1FB T20

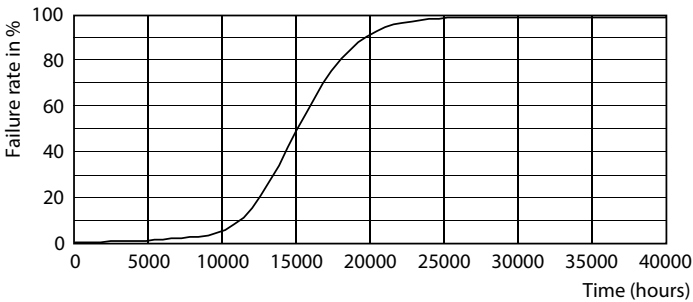
Light Distribution Diagram - 16A21/PER/930/P/E26/DIM 6/1FB T20



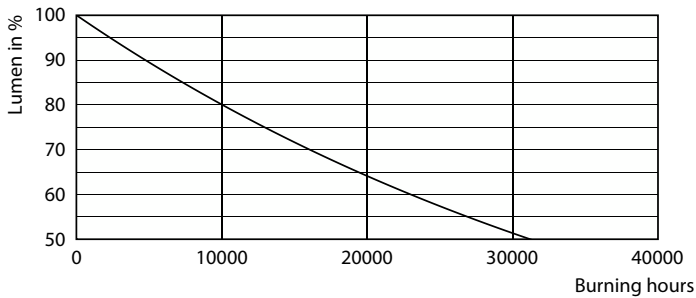
General uniform lighting - 16A21/PER/930/P/E26/DIM 6/1FB T20

A-Shape LED

Lifetime



Life Expectancy Diagram - 16A21/PER/930/P/E26/DIM 6/1FB T20



Lumen Maintenance Diagram - 16A21/PER/930/P/E26/DIM 6/1FB T20

