



# LED R20

## 5R20/PER/950/P/E26/DIM 6/1FB T20

Philips R20 LED lamps are the smart alternative to standard incandescent. The traditional lamp design can provide excellent dimming performance with spectacular energy savings. They provide the beautiful light and dependable performance you expect from LED at an economical price.

### Product data

| General Information                   |                                   |
|---------------------------------------|-----------------------------------|
| Cap-Base                              | E26 [Single Contact Medium Screw] |
| Nominal lifetime                      | 15,000 hour(s)                    |
| Switching Cycle                       | 50,000                            |
| Rated Lifetime (Hours)                | 15,000 hour(s)                    |
| Lighting Technology                   | LED                               |
| EU RoHS compliant                     | Yes                               |
| Light Technical                       |                                   |
| Color Code                            | 950 [CCT of 5000K]                |
| Beam Angle (Nom)                      | 110 degree(s)                     |
| Luminous Flux                         | 450 lm                            |
| Color Designation                     | Daylight                          |
| Correlated Color Temperature (Nom)    | 5000 K                            |
| Luminous Efficacy (rated) (Nom)       | 90.00 lm/W                        |
| Color Consistency                     | <4                                |
| Color rendering index (CRI)           | 90                                |
| LLMF At End Of Nominal Lifetime (Nom) | 70 %                              |
| Operating and Electrical              |                                   |
| Line Frequency                        | 60 Hz                             |
| Input Frequency                       | 60 Hz                             |
| Power Consumption                     | 5 W                               |

| Lamp Current (Nom)            | 65 mA         |
|-------------------------------|---------------|
| Wattage Equivalent            | 45 W          |
| Starting Time (Nom)           | 0.5 s         |
| Warm-up time to 60% light     | 0.5 s         |
| Power Factor (Fraction)       | 0.7           |
| Voltage (Nom)                 | 120 V         |
| Temperature                   |               |
| T-Case Maximum (Nom)          | 158 °F        |
| Controls and Dimming          |               |
| Dimmable                      | Yes           |
| Mechanical and Housing        |               |
| Bulb Finish                   | Frosted       |
| Bulb Material                 | Plastic       |
| Bulb Shape                    | R20           |
| UL Wet/ damp/ dry location    | Damp location |
| Approval and Application      |               |
| Energy Consumption kWh/1000 h | - kWh         |
| Energy Certifications         | Energy Star   |
| EyeComfort                    | Yes           |

LED R20

|               |     |
|---------------|-----|
| T20 compliant | Yes |
|---------------|-----|

Application Conditions

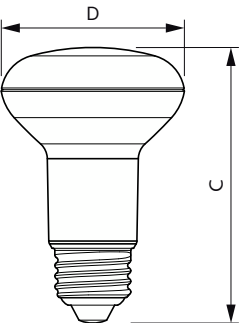
|                                     |     |
|-------------------------------------|-----|
| can it be used in closed luminaires | Yes |
|-------------------------------------|-----|

Product Data

|                    |                                  |
|--------------------|----------------------------------|
| Order product name | 5R20/PER/950/P/E26/DIM 6/1FB T20 |
| Full product name  | 5R20/PER/950/P/E26/DIM 6/1FB T20 |

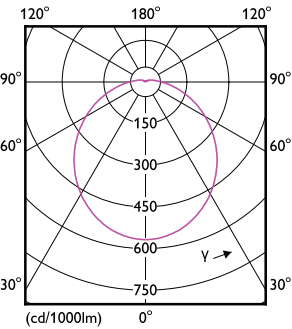
|                                 |                |
|---------------------------------|----------------|
| Order code                      | 548123         |
| Material Nr. (12NC)             | 929002204063   |
| Numerator - Quantity Per Pack   | 1              |
| EAN/UPC - Product/Case          | 046677548124   |
| Numerator - Packs per outer box | 6              |
| EAN/UPC - Case                  | 50046677548129 |

Dimensional drawing

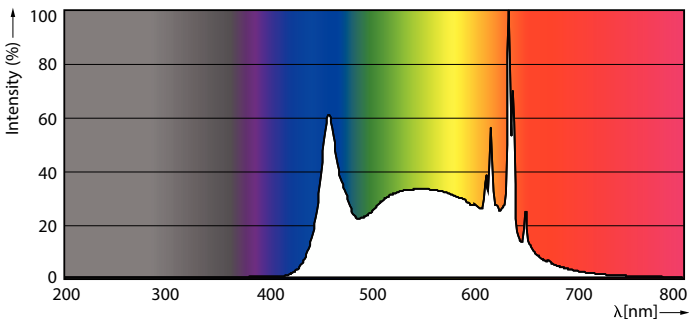


| Product                          | D           | C            |
|----------------------------------|-------------|--------------|
| 5R20/PER/950/P/E26/DIM 6/1FB T20 | 2-9/16 inch | 3-15/16 inch |

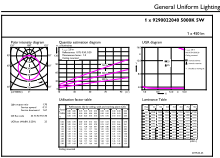
Photometric data



Light Distribution Diagram - 5R20/PER/950/P/E26/DIM 6/1FB T20

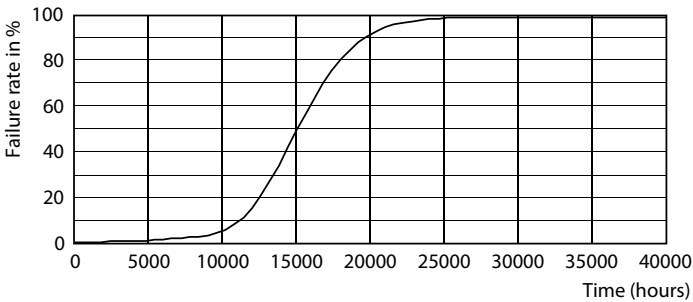


Spectral Power Distribution Colour - 5R20/PER/950/P/E26/DIM 6/1FB T20

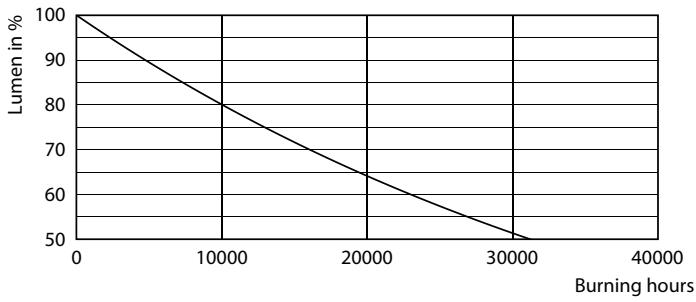


LED R20

Lifetime



Life Expectancy Diagram - 5R20/PER/950/P/E26/DIM 6/1FB T20



Lumen Maintenance Diagram - 5R20/PER/950/P/E26/DIM 6/1FB T20

