



LED BR40

8.8BR40/PER/950/P/E26/DIM 6/1FB T20

Philips BR40 LED lamps are the smart alternative to standard incandescent. The traditional lamp design can provide excellent dimming performance with spectacular energy savings. They provide the beautiful light and dependable performance you expect from LED at an economical price.

Product data

General Information	
Cap-Base	E26 [Single Contact Medium Screw]
Nominal lifetime	15,000 hour(s)
Switching Cycle	50,000
Rated Lifetime (Hours)	15,000 hour(s)
Lighting Technology	LED
EU RoHS compliant	Yes
Light Technical	
Color Code	950 [CCT of 5000K]
Beam Angle (Nom)	110 degree(s)
Luminous Flux	800 lm
Color Designation	Daylight
Correlated Color Temperature (Nom)	5000 K
Luminous Efficacy (rated) (Nom)	90.00 lm/W
Color Consistency	<4
Color rendering index (CRI)	90
LLMF At End Of Nominal Lifetime (Nom)	70 %
Operating and Electrical	
Line Frequency	60 Hz
Input Frequency	60 Hz
Power Consumption	8.8 W

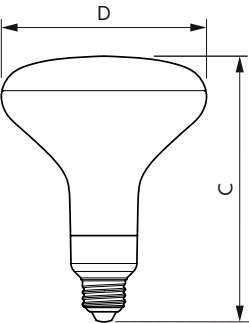
Lamp Current (Nom)	85 mA
Wattage Equivalent	65 W
Starting Time (Nom)	0.5 s
Warm-up time to 60% light	0.5 s
Power Factor (Fraction)	0.7
Voltage (Nom)	120 V
Temperature	
T-Case Maximum (Nom)	158 °F
Controls and Dimming	
Dimmable	Yes
Mechanical and Housing	
Bulb Finish	Frosted
Bulb Material	Plastic
Bulb Shape	BR40
Approval and Application	
Energy Consumption kWh/1000 h	- kWh
EyeComfort	Yes

LED BR40

Product Data	
Order product name	8.8BR40/PER/950/P/E26/DIM 6/1FB T20
Full product name	8.8BR40/PER/950/P/E26/DIM 6/1FB T20
Order code	548115
Material Nr. (12NC)	929002204263
Numerator - Quantity Per Pack	1

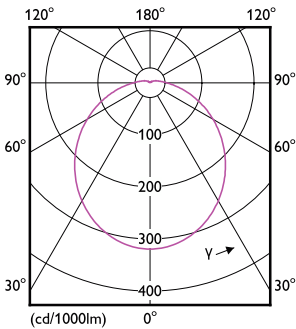

EAN/UPC - Product/Case	046677548117
Numerator - Packs per outer box	6
EAN/UPC - Case	50046677548112

Dimensional drawing



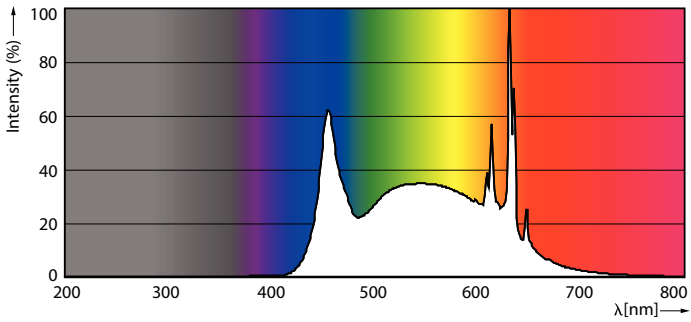
Product	D	C
8.8BR40/PER/950/P/E26/DIM 6/1FB T20	4-15/16 inch	6-5/16 inch

Photometric data



General uniform lighting - 8.8BR40/PER/950/P/E26/DIM 6/1FB T20

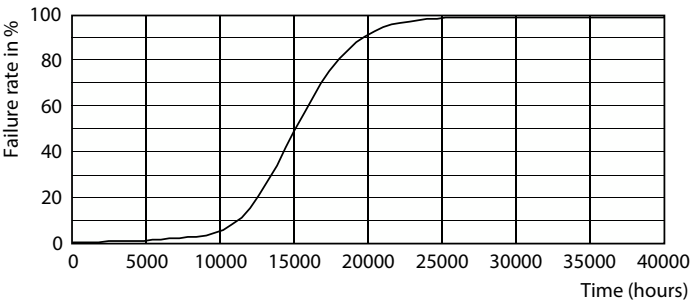
Light Distribution Diagram - 8.8BR40/PER/950/P/E26/DIM 6/1FB T20



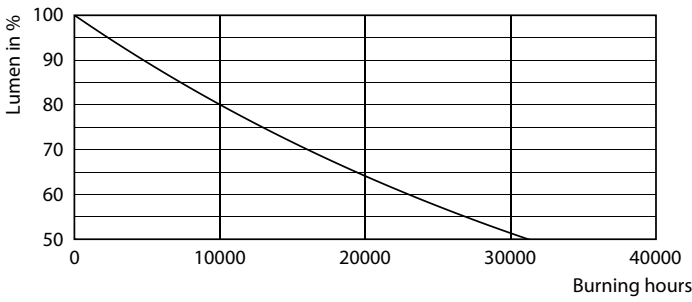
Spectral Power Distribution Colour - 8.8BR40/PER/950/P/E26/DIM 6/1FB T20

LED BR40

Lifetime



Life Expectancy Diagram - 8.8BR40/PER/950/P/E26/DIM 6/1FB T20



Lumen Maintenance Diagram - 8.8BR40/PER/950/P/E26/DIM 6/1FB T20

