

LED G16.5

2.7G16.5/PER/927-922/CL/G/E26/WGX 1FBT20

Philips G16.5 LED Lamps offer energy saving ambience with an elegant effect. Their unique design provides light in all directions, giving lighting designers a long life alternative to standard incandescent sources.

Product data

General Information	
Cap-Base	E26 [Single Contact Medium Screw]
Nominal lifetime	15,000 hour(s)
Switching Cycle	20,000
Rated Lifetime (Hours)	15,000 hour(s)
Lighting Technology	LED
EU RoHS compliant	Yes

Light Technical	
Color Code	927-922 [CCT of 2700K-2200K]
Luminous Flux	250 lm
Color Designation	Warm Glow(WG)
Correlated Color Temperature (Nom)	2700 2200 K
Luminous Efficacy (rated) (Nom)	92.00 lm/W
Color Consistency	<4
Color rendering index (CRI)	90
LLMF At End Of Nominal Lifetime (Nom)	70 %

Operating and Electrical	
Line Frequency	50 to 60 Hz
Input Frequency	50 to 60 Hz
Power Consumption	2.7 W
Lamp Current (Nom)	30 mA
Wattage Equivalent	25 W

Starting Time (Nom)	0.5 s
Warm-up time to 60% light	0.5 s
Power Factor (Fraction)	0.75
Voltage (Nom)	120 V

Temperature	
T-Case Maximum (Nom)	45 °C

Controls and Dimming	
Dimmable	Yes

Mechanical and Housing	
Bulb Finish	Clear
Bulb Material	Glass
Bulb Shape	G16.5

Approval and Application	
Energy Consumption kWh/1000 h	- kWh
Energy Certifications	Energy Star
EyeComfort	Yes

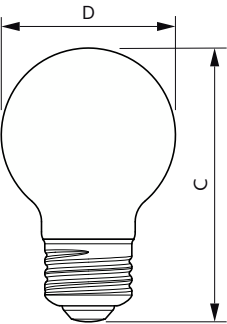
Product Data	
Order product name	2.7G16.5/PER/927-922/CL/G/E26/WGX 1FBT20

LED G16.5

Full product name	2.7G16.5/PER/927-922/CL/G/E26/WGX 1FBT20
Order code	929002204804
Material Nr. (12NC)	929002204804
Numerator - Quantity Per Pack	1


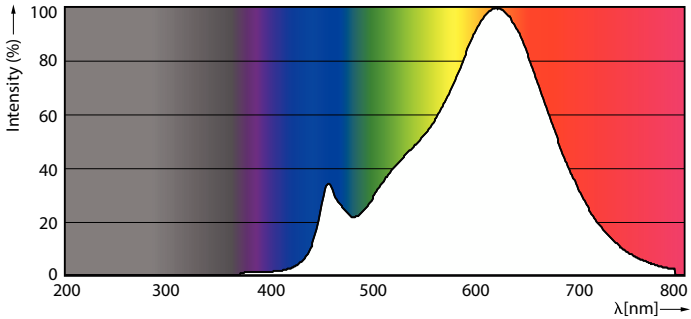
EAN/UPC - Product/Case	046677549251
Numerator - Packs per outer box	10
EAN/UPC - Case	50046677549256

Dimensional drawing



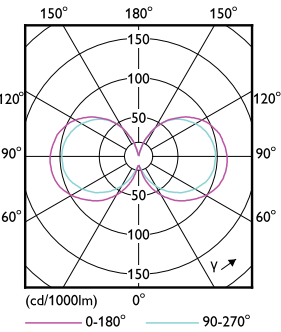
Product	D	C
2.7G16.5/PER/927-922/CL/G/E26/WGX 1FBT20	52 mm	84 mm

Photometric data



Spectral Power Distribution Colour - 2.7G16.5/PER/927-922/CL/G/E26/WGX 1FBT20

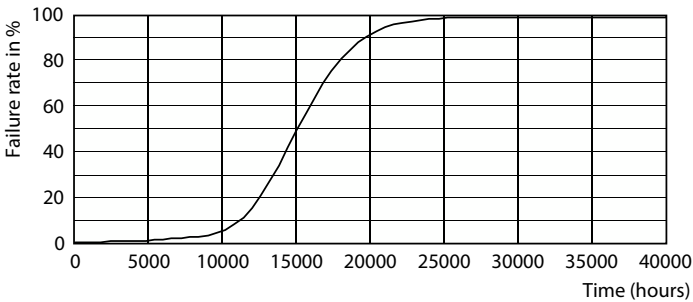
General uniform lighting - 2.7G16.5/PER/927-922/CL/G/E26/WGX 1FBT20



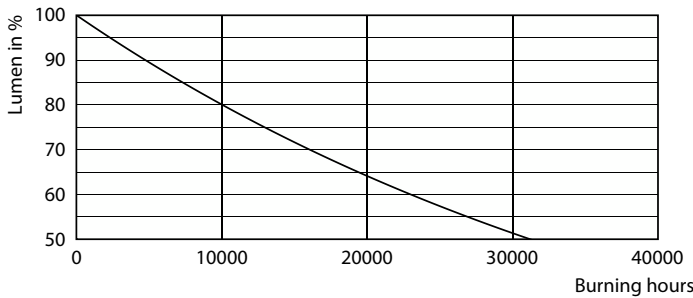
Light Distribution Diagram - 2.7G16.5/PER/927-922/CL/G/E26/WGX 1FBT20

LED G16.5

Lifetime



Life Expectancy Diagram - 2.7G16.5/PER/927-922/CL/G/E26/WGX 1FBT20



Lumen Maintenance Diagram - 2.7G16.5/PER/927-922/CL/G/E26/WGX 1FBT20

