



LED A15

5.5A15/PER/927-922/CL/G/E12/WGX1FB

Philips A15 LED Lamps offer energy saving ambience with an elegant effect. Their unique design provides light in all directions, giving lighting designers a long life alternative to standard incandescent sources.

Product data

General Information	
Cap-Base	E12 [Candelabra Screw]
Nominal lifetime	15,000 hour(s)
Switching Cycle	20,000
Rated Lifetime (Hours)	15,000 hour(s)
Lighting Technology	LED
EU RoHS compliant	Yes

Light Technical	
Color Code	927-922 [CCT of 2700K-2200K]
Luminous Flux	500 lm
Color Designation	Warm Glow(WG)
Correlated Color Temperature (Nom)	2700 2200 K
Luminous Efficacy (rated) (Nom)	90.00 lm/W
Color Consistency	<4
Color rendering index (CRI)	90
LLMF At End Of Nominal Lifetime (Nom)	70 %

Operating and Electrical	
Line Frequency	50 to 60 Hz
Input Frequency	50 to 60 Hz
Power Consumption	5.5 W
Lamp Current (Nom)	60 mA
Wattage Equivalent	60 W

Starting Time (Nom)	0.5 s
Warm-up time to 60% light	0.5 s
Power Factor (Fraction)	0.75
Voltage (Nom)	120 V

Temperature	
T-Case Maximum (Nom)	140 °F

Controls and Dimming	
Dimmable	Yes

Mechanical and Housing	
Bulb Finish	Clear
Bulb Material	Glass
Bulb Shape	A15 [A 15mm]

Approval and Application	
Energy Consumption kWh/1000 h	- kWh
EyeComfort	Yes

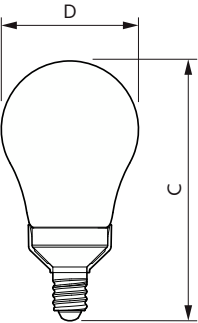
Product Data	
Order product name	5.5A15/PER/927-922/CL/G/E12/WGX1FB
Full product name	5.5A15/PER/927-922/CL/G/E12/WGX1FB
Order code	549394

LED A15

Material Nr. (12NC)	929002208404
Numerator - Quantity Per Pack	1
EAN/UPC - Product/Case	046677549398
Numerator - Packs per outer box	10

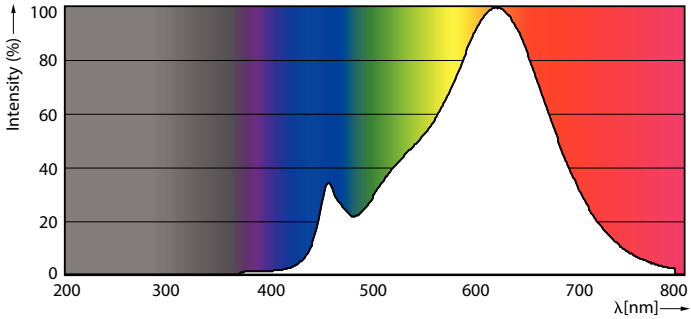
EAN/UPC - Case	50046677549393
----------------	----------------

Dimensional drawing

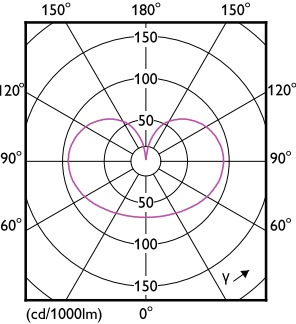


Product	D	C
5.5A15/PER/927-922/CL/G/E12/WGX1FB	1-7/8 inch	3-5/8 inch

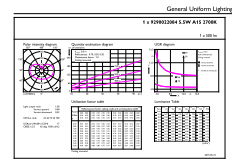
Photometric data



Spectral Power Distribution Colour - 5.5A15/PER/927-922/CL/G/E12/WGX1FB



Light Distribution Diagram - 5.5A15/PER/927-922/CL/G/E12/WGX1FB



LED A15

Lifetime



Life Expectancy Diagram - 5.5A15/PER/927-922/CL/G/E12/WGX1FB



Lumen Maintenance Diagram - 5.5A15/PER/927-922/CL/G/E12/WGX1FB

