



LED A15

5A15/PER/950/CL/G/E26/DIM 1FB T20

Philips A15 LED Lamps offer energy saving ambience with an elegant effect. Their unique design provides light in all directions, giving lighting designers a long life alternative to standard incandescent sources.

Product data

General Information	
Cap-Base	E26 [Single Contact Medium Screw]
Nominal lifetime	15,000 hour(s)
Switching Cycle	20,000
Rated Lifetime (Hours)	15,000 hour(s)
Lighting Technology	LED
EU RoHS compliant	Yes

Light Technical	
Color Code	950 [CCT of 5000K]
Luminous Flux	450 lm
Color Designation	Daylight
Correlated Color Temperature (Nom)	5000 K
Luminous Efficacy (rated) (Nom)	90.00 lm/W
Color Consistency	<4
Color rendering index (CRI)	90
LLMF At End Of Nominal Lifetime (Nom)	0.7 %

Operating and Electrical	
Line Frequency	60 Hz
Input Frequency	60 Hz
Power Consumption	5 W
Lamp Current (Nom)	55 mA
Wattage Equivalent	40 W

Starting Time (Nom)	0.5 s
Warm-up time to 60% light	0.5 s
Power Factor (Fraction)	0.7
Voltage (Nom)	120 V

Temperature	
T-Case Maximum (Nom)	122 °F

Controls and Dimming	
Dimmable	Yes

Mechanical and Housing	
Bulb Finish	Clear
Bulb Material	Glass
Bulb Shape	A15 [A 15mm]

Approval and Application	
Energy Consumption kWh/1000 h	- kWh
EyeComfort	Yes

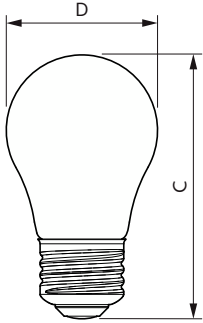
Product Data	
Order product name	5A15/PER/950/CL/G/E26/DIM 1FB T20
Full product name	5A15/PER/950/CL/G/E26/DIM 1FB T20
Order code	548305

LED A15

Material Nr. (12NC)	929002209004
Numerator - Quantity Per Pack	1
EAN/UPC - Product/Case	046677548308
Numerator - Packs per outer box	10

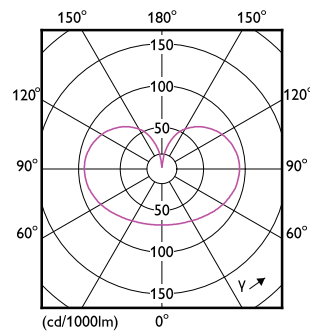

EAN/UPC - Case	50046677548303
----------------	----------------

Dimensional drawing




Product	D	C
5A15/PER/950/CL/G/E26/DIM 1FB T20	1-7/8 inch	3-7/16 inch

Photometric data



General uniform lighting - 5A15/PER/950/CL/G/E26/DIM 1FB T20

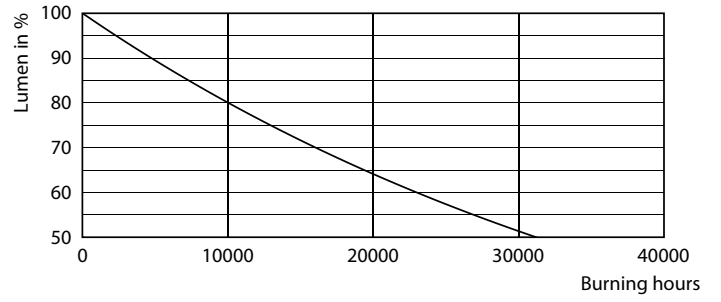
Light Distribution Diagram - 5A15/PER/950/CL/G/E26/DIM 1FB T20



Spectral Power Distribution Colour - 5A15/PER/950/CL/G/E26/DIM 1FB T20

LED A15

Lifetime



Life Expectancy Diagram - 5A15/PER/950/CL/G/E26/DIM 1FB T20

Lumen Maintenance Diagram - 5A15/PER/950/CL/G/E26/DIM 1FB T20

