



LED PAR38

10PAR38/COR/930/F40/DIM/120V T20 6/1FB

Philips LED spots with a single optic beam, provide a clean beam that's free from shadows with beam angles from 15 and 40 degrees to suit every general lighting application.

Product data

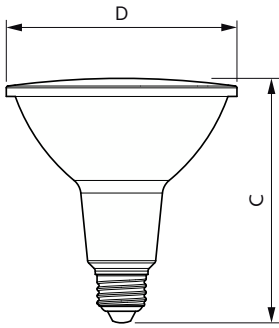
General Information		Wattage Equivalent	
Cap-Base	E26 [Single Contact Medium Screw]		90 W
Nominal lifetime	25,000 hour(s)	Starting Time (Nom)	0.5 s
Switching Cycle	50,000	Warm-up time to 60% light	0.5 s
Lighting Technology	LED	Power Factor (Fraction)	0.9
EU RoHS compliant	Yes	Voltage (Nom)	120 V
Light Technical		Temperature	
Color Code	930 [CCT of 3000K]	T-Case Maximum (Nom)	80 °C
Beam Angle (Nom)	40 degree(s)	Controls and Dimming	
Luminous Flux	900 lm	Dimmable	Yes
Luminous Intensity (Nom)	1,533 cd	Mechanical and Housing	
Color Designation	White (WH)	Bulb Finish	Clear
Correlated Color Temperature (Nom)	3000 K	Bulb Material	Glass
Luminous Efficacy (rated) (Nom)	90.00 lm/W	Bulb Shape	PAR38
Color Consistency	<4	Approval and Application	
Color rendering index (CRI)	90	Suitable For Accent Lighting	Yes
LLMF At End Of Nominal Lifetime (Nom)	70 %	Energy Consumption kWh/1000 h	- kWh
Operating and Electrical		Energy Certifications	Energy Star
Line Frequency	50 to 60 Hz	Product Data	
Input Frequency	50 to 60 Hz	Order product name	10PAR38/COR/930/F40/DIM/120V T20 6/1FB
Power Consumption	10 W		
Lamp Current (Nom)	110 mA		

LED PAR38

Full product name	10PAR38/COR/930/F40/DIM/120V T20 6/1FB
Order code	929002238304
Material Nr. (12NC)	929002238304
Numerator - Quantity Per Pack	1
EAN/UPC - Product/Case	046677551896

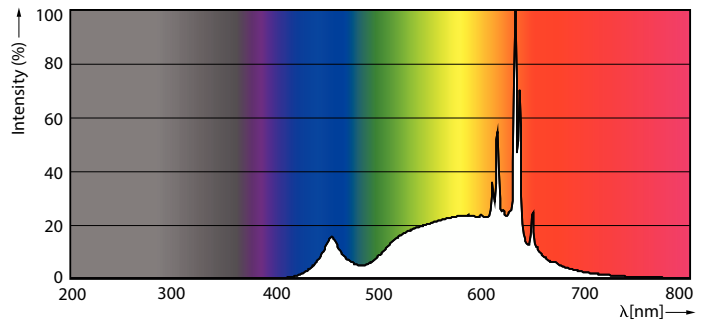
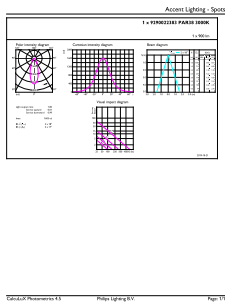
Numerator - Packs per outer box	6
EAN/UPC - Case	50046677551891

Dimensional drawing



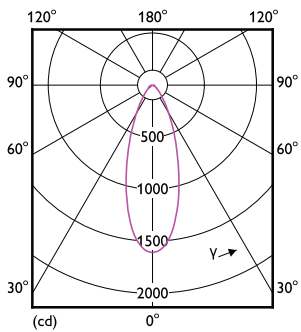
Product	D	C
10PAR38/COR/930/F40/DIM/120V T20 6/1FB	125 mm	131 mm

Photometric data



Accent Lighting Spots - 10PAR38/COR/930/F40/DIM/120V T20 6/1FB

Spectral Power Distribution Colour - 10PAR38/COR/930/F40/DIM/120V T20 6/1FB



Light Distribution Diagram - 10PAR38/COR/930/F40/DIM/120V T20 6/1FB

LED PAR38

Lifetime



Life Expectancy Diagram - 10PAR38/COR/930/F40/DIM/120V T20 6/1FB

Lumen Maintenance Diagram - 10PAR38/COR/930/F40/DIM/120V T20 6/1FB

