



LED BA11

6.6BA11/PER/950/CL/G/E12/DIM 1FB T20

Philips LED BA11 candles offer energy saving ambiance with the elegant effect of incandescent candles. These designs provides light in an omnidirectional manner, giving lighting designers a long life alternative to standard incandescent sources.

Product data

General Information	
Cap-Base	E12 [Candelabra Screw]
Nominal lifetime	15,000 hour(s)
Switching Cycle	20,000
Lighting Technology	LED
EU RoHS compliant	Yes

Light Technical	
Color Code	950 [CCT of 5000K]
Luminous Flux	600 lm
Color Designation	Daylight
Correlated Color Temperature (Nom)	5000 K
Luminous Efficacy (rated) (Nom)	90.00 lm/W
Color Consistency	<4
Color rendering index (CRI)	90
LLMF At End Of Nominal Lifetime (Nom)	0.7 %

Operating and Electrical	
Line Frequency	60 Hz
Input Frequency	60 Hz
Power Consumption	6.6 W
Lamp Current (Nom)	65 mA
Wattage Equivalent	75 W
Starting Time (Nom)	0.5 s

Warm-up time to 60% light	0.5 s
Power Factor (Fraction)	0.7
Voltage (Nom)	120 V

Temperature	
T-Case Maximum (Nom)	140 °F

Controls and Dimming	
Dimmable	Yes

Mechanical and Housing	
Bulb Finish	Clear
Bulb Material	Glass
Bulb Shape	BA11 [BA11 35mm]

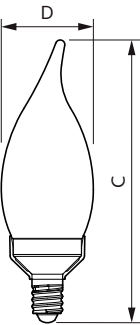
Approval and Application	
Energy Consumption kWh/1000 h	- kWh

Product Data	
Order product name	6.6BA11/PER/950/CL/G/E12/DIM 1FB T20
Full product name	6.6BA11/PER/950/CL/G/E12/DIM 1FB T20
Order code	557496
Material Nr. (12NC)	929002295904
Numerator - Quantity Per Pack	1

LED BA11


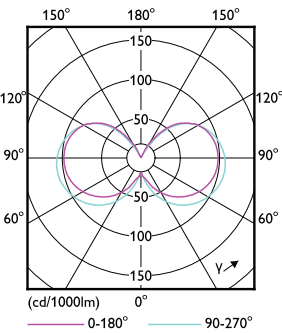
EAN/UPC - Product/Case	046677557492
Numerator - Packs per outer box	6
EAN/UPC - Case	50046677557497

Dimensional drawing




Product	D	C
6.6BA11/PER/950/CL/G/E12/DIM 1FB T20	1-3/8 inch	4-3/8 inch

Photometric data



Light Distribution Diagram - 6.6BA11/PER/950/CL/G/E12/DIM 1FB T20

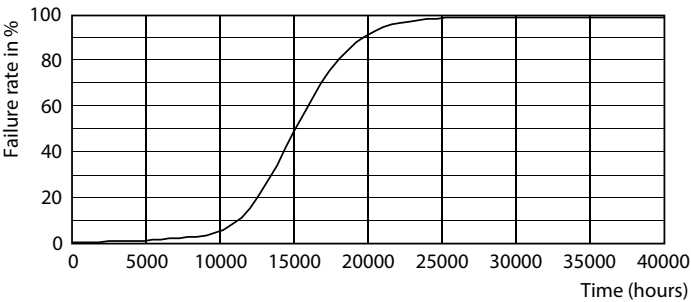
General uniform lighting - 6.6BA11/PER/950/CL/G/E12/DIM 1FB T20



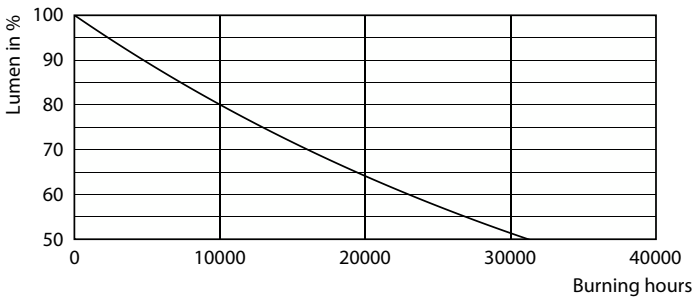
Spectral Power Distribution Colour - 6.6BA11/PER/950/CL/G/E12/DIM 1FB T20

LED BA11

Lifetime



Life Expectancy Diagram - 6.6BA11/PER/950/CL/G/E12/DIM 1FB T20



Lumen Maintenance Diagram - 6.6BA11/PER/950/CL/G/E12/DIM 1FB T20

