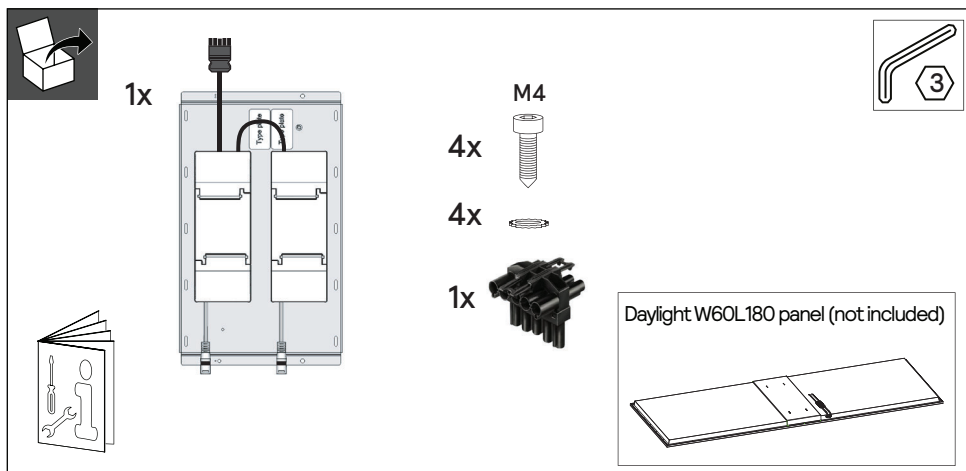


NatureConnect

by Signify

Daylight W60L180 driver



220 V
240 V

50Hz
60Hz



IP20

IK02



Daylight W60L180 driver

Power (W)
110

Output current (A)
max. 2x 1.3

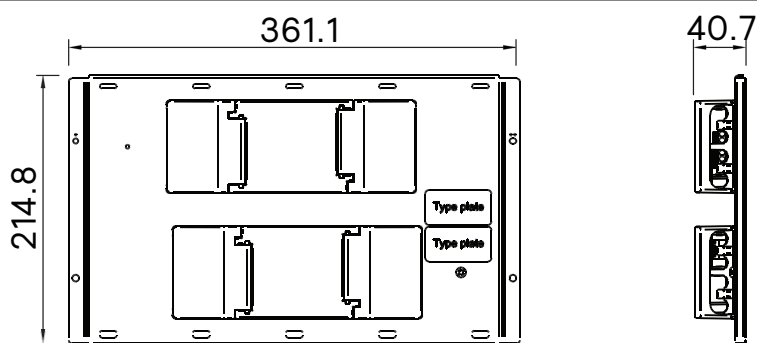
Voltage (V)
max. 60

Dimensions
LxWxH (mm)

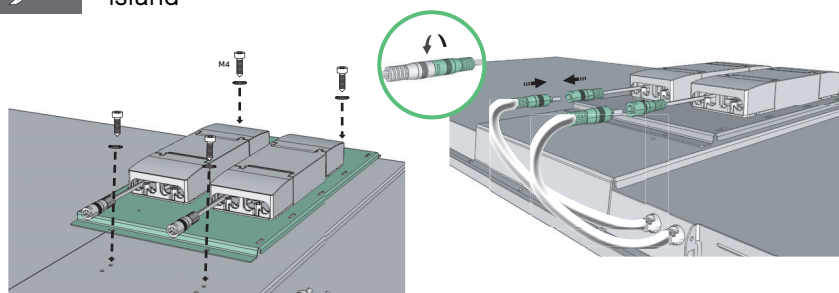
361.1x214.8x40.7



1.5



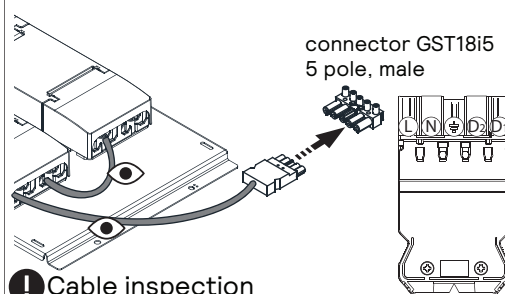
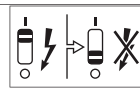
Installation in NatureConnect island



For use with Daylight panel only.

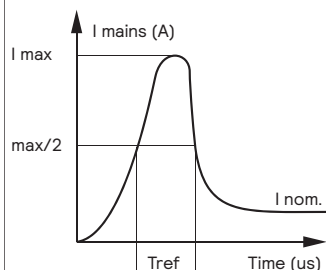


Connection to mains



! Cable inspection

Inrush current



Electrical characteristics

I max (A)	55
T ref (Us)	290
MCB	Max n. of lumin.
B-10 A	5
B-16 A	8
C-10 A	8
C-16 A	13



- The driver shall be installed by a qualified electrician and wired in accordance with the latest IEE electrical regulations or the national requirements.
- If the external flexible cable or cord of this luminaire is damaged, it shall be exclusively replaced by the manufacturer, his service agent or similar qualified person in order to avoid hazard.
- The product is IPX0 & as such is not protected against water ingress & as such we strongly recommend that the environment in which the luminaire is to be installed is suitably checked.
- If the above advice is not taken and the luminaires are subject to water ingress, Signify cannot guarantee safe failure & product warranty will become void.

