

# Day-Brite



by Signify

## Industrial

### RBX LED high bay

10,000, 15,000, or 20,000lm



Day-Brite / CFI RBX LED high bays have the familiar look and feel of traditional high bay luminaires. Available with acrylic or aluminum reflectors and a variety of lumen packages and color temperatures, the RBX is ideal for retail, industrial, or commercial applications.

Project: \_\_\_\_\_  
 Location: \_\_\_\_\_  
 Cat.No: \_\_\_\_\_  
 Type: \_\_\_\_\_  
 Lamps: \_\_\_\_\_ Qty: \_\_\_\_\_  
 Notes: \_\_\_\_\_

### Ordering guide

Example: RBX15L940-UNV-WT ARR22L

Family	Lumens	Color Temperature	Voltage	Finish	Options	Optics <sup>3</sup>
<b>RBX</b>						
<b>RBX</b>	<b>10L</b> 10,000 nominal delivered lumens <b>15L</b> 15,000 nominal delivered lumens <b>20L</b> 20,000 nominal delivered lumens	<b>927</b> 2700K (CRI 90) <b>930</b> 3000K (CRI 90) <b>935</b> 3500K (CRI90) <b>940</b> 4000K (CRI90)	<b>UNV</b> Universal voltage 120-277V <b>120</b> 120V <b>208</b> 208V <b>240</b> 240V <b>277</b> 277V <b>347</b> 347V	<b>WT</b> Matte white <b>BK</b> Matte black <b>ST</b> Satin aluminum	<b>EMLED</b> Emergency Battery <b>SP1</b> 10kV Surge Protector <b>WSF</b> Wired Single Fuse <b>BAC<sup>1</sup></b> Meets the requirements of the Buy American Act of 1933 (BAA)	<b>ARR16S</b> Open 16" clear acrylic reflector <b>ARR16SL</b> Open 16" white acrylic reflector <b>ARR22S</b> Open 22" clear acrylic short reflector <b>ARR22SL</b> Open 22" white acrylic short reflector <b>ARR22</b> Open 22" clear acrylic standard reflector <b>ARR22L</b> Open 22" white acrylic standard reflector <b>A22R</b> Open 22" anodized aluminum reflector

- Failure to properly select the "BAC" suffix could result in you receiving product that is not BAA compliant product with no recourse for an RMA or refund. This BAC designation hereunder does not address (i) the applicability of, or availability of a waiver under, the Trade Agreements Act, or (ii) the "Buy America" domestic content requirements imposed on states, localities, and other non-federal entities as a condition of receiving funds administered by the Department of Transportation or other federal agencies.
- Consult Signify to confirm whether specific accessories are BAA-compliant
- Optics need to be ordered at time of fixture but entered on a separate line items similar to that of an accessory.

### Accessories<sup>2</sup> (order separately)

<b>16CL</b>	16" Conical acrylic lens and spring clamp band
<b>16DL</b>	16" Drop acrylic lens and spring clamp band
<b>16FL</b>	16" Flat acrylic lens and spring clamp band
<b>22CL</b>	22" Conical acrylic lens and spring clamp band
<b>22DL</b>	22" Drop acrylic lens and spring clamp band
<b>22FL</b>	22" Flat acrylic lens and spring clamp band
<b>HCH6-3/4-SC</b>	6' Aircraft cable with straight cord
<b>HCH6-3/4-SC-5W</b>	6' Aircraft cable with 5-wire straight cord
<b>HP12-6</b>	Hook with 6' cord and 120V plug (NEMA L5-15P)
<b>HP27-6</b>	Hook with 6' cord and 277V plug (NEMA L7-15P)
<b>WGA16</b>	16" Wire guard (Not for use with drop lens)
<b>WGA22</b>	22" Wire guard (Not for use with drop lens)

### General Notes

- All options are factory installed.
- All accessories are field installed.
- Ballast assembly and optics are ordered and shipped separately.
- For maximum lifetime benefit, luminaires should not be cycled on/off more than 2 to 4 times per day. Dimming does not adversely affect lifetime.
- Many luminaire components, such as reflectors, refractors, lenses, sockets, lamp-holders, and LEDs are made from various types of plastics which can be adversely affected by airborne contaminants. If sulfur based chemicals, petroleum based products, cleaning solutions, or other contaminants are expected in the intended area of use, consult factory for compatibility.

### Predicted L70 Lifetime

At maximum ambient > 100,000 hours (based upon LED manufacturer's supplied LM-80 data and in-situ laboratory testing)

Not all product variations listed on this page are DLC qualified. To ensure that a specific model is qualified, visit [www.designlights.org/search](http://www.designlights.org/search)



# RBX LED round high bay

10,000, 15,000, or 20,000 lumens

## Application

- This luminaire is ideal for retail, industrial, commercial, or other large indoor areas.

## Construction/Finish

- Die cast aluminum housing provides excellent thermal transfer to extend component life.
- Clear acrylic refractor or white acrylic refractor options available to provide up to 15% uplight.
- Anodized aluminum refractor option available for downlight only.

- Optional bottom lens enclosures available for dust or glare control.

- 3/4" NPS top hub for easy hook or stem mounting. **Note:** For areas where luminaires are subject to high impact (gymnasiums, etc), rigid pendant hanging is not suggested. Use hook or cable/chain assembly for mounting in these areas.

- Textured polyester powder finish for excellent impact and corrosion resistance.

- LED light engines and drivers are field replaceable.

- 5 Year Limited Warranty.

- Components are RoHS compliant.

- Dimming drivers are standard. Control is 0-10V DC.

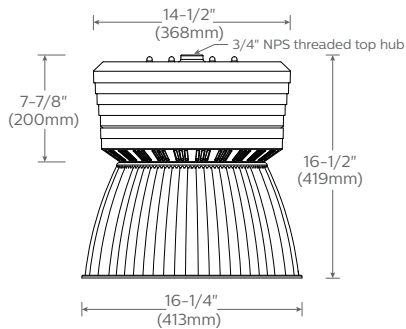
- Optional integral emergency backup.

- Listed by ETL to meet UL 1598 standards for damp location -20°C to 40°C ambient (10L & 15L) -20°C to 30°C ambient (20L & EMLED).

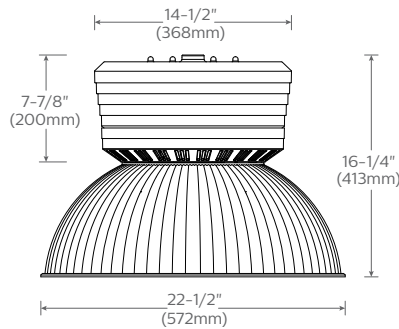
- DLC Listing for most variations. Please check the DLC Qualified Products List to confirm ([www.designlights.org/QPL](http://www.designlights.org/QPL)).

## Dimensions

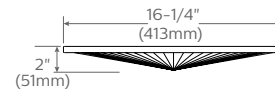
### 16" standard acrylic



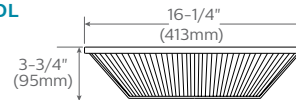
### 22" short acrylic



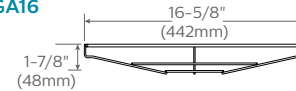
### 16CL



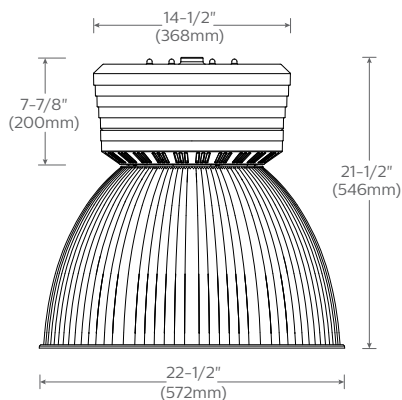
### 16DL



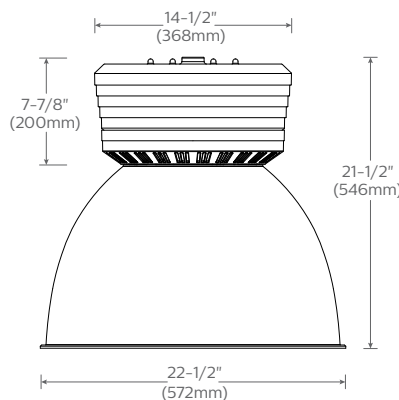
### WGA16



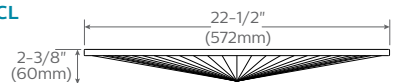
### 22" standard acrylic



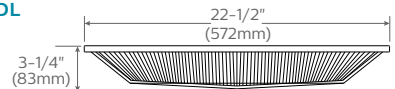
### 22" aluminum



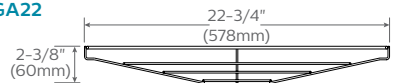
### 22CL



### 22DL



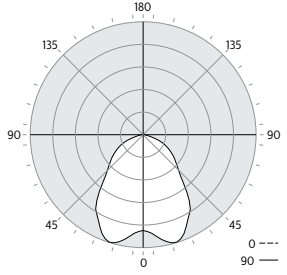
### WGA22



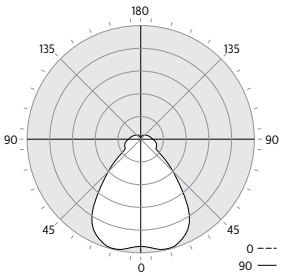
# RBX LED round high bay

10,000, 15,000, or 20,000 lumens

## LED round high bay RBX, 10,000 nominal delivered lumens, Open 16" clear acrylic reflector

<b>Catalog No. RBX10L940-UNV-WT-ARR16S</b> Report no: 36830  Spacing criterion: 1.3      Input watts: 87 Lamp: LED                      Efficacy: 134 lm/W Output lumens: 11594 lm Comparative yearly lighting energy cost per 1000 lumens – <b>\$1.79</b> based on 3000 hrs. and 5.08 pwr KWH. The photometric results were obtained in the Day-Brite laboratory which is NVLAP accredited by the National Institute of Standards and Technology. Photometric values based on test performed in compliance with LM-79.	<b>Candela distribution</b> <table border="1"> <thead> <tr> <th rowspan="2">Vertical Angle</th> <th colspan="4">Horizontal Angle</th> </tr> <tr> <th>0°</th> <th>45°</th> <th>90°</th> <th>-45°</th> </tr> </thead> <tbody> <tr><td>0</td><td>4455</td><td>4455</td><td>4455</td><td>4455</td></tr> <tr><td>5</td><td>4600</td><td>4600</td><td>4600</td><td>4600</td></tr> <tr><td>15</td><td>5206</td><td>5206</td><td>5206</td><td>5206</td></tr> <tr><td>25</td><td>4734</td><td>4734</td><td>4734</td><td>4734</td></tr> <tr><td>35</td><td>3743</td><td>3743</td><td>3743</td><td>3743</td></tr> <tr><td>45</td><td>2338</td><td>2338</td><td>2338</td><td>2338</td></tr> <tr><td>55</td><td>1711</td><td>1711</td><td>1711</td><td>1711</td></tr> <tr><td>65</td><td>1116</td><td>1116</td><td>1116</td><td>1116</td></tr> <tr><td>75</td><td>379</td><td>379</td><td>379</td><td>379</td></tr> <tr><td>85</td><td>76</td><td>76</td><td>76</td><td>76</td></tr> <tr><td>95</td><td>44</td><td>44</td><td>44</td><td>44</td></tr> <tr><td>105</td><td>54</td><td>54</td><td>54</td><td>54</td></tr> <tr><td>115</td><td>42</td><td>42</td><td>42</td><td>42</td></tr> <tr><td>125</td><td>33</td><td>33</td><td>33</td><td>33</td></tr> <tr><td>135</td><td>33</td><td>33</td><td>33</td><td>33</td></tr> <tr><td>145</td><td>28</td><td>28</td><td>28</td><td>28</td></tr> <tr><td>155</td><td>20</td><td>20</td><td>20</td><td>20</td></tr> <tr><td>165</td><td>14</td><td>14</td><td>14</td><td>14</td></tr> <tr><td>175</td><td>9</td><td>9</td><td>9</td><td>9</td></tr> </tbody> </table>	Vertical Angle	Horizontal Angle				0°	45°	90°	-45°	0	4455	4455	4455	4455	5	4600	4600	4600	4600	15	5206	5206	5206	5206	25	4734	4734	4734	4734	35	3743	3743	3743	3743	45	2338	2338	2338	2338	55	1711	1711	1711	1711	65	1116	1116	1116	1116	75	379	379	379	379	85	76	76	76	76	95	44	44	44	44	105	54	54	54	54	115	42	42	42	42	125	33	33	33	33	135	33	33	33	33	145	28	28	28	28	155	20	20	20	20	165	14	14	14	14	175	9	9	9	9	<b>Light Distribution</b> <table border="1"> <thead> <tr> <th>Degrees</th> <th>Lumens</th> <th>% Luminaire</th> </tr> </thead> <tbody> <tr><td>0-30</td><td>4090</td><td>35.3</td></tr> <tr><td>0-40</td><td>6390</td><td>55.1</td></tr> <tr><td>0-60</td><td>9744</td><td>84.0</td></tr> <tr><td>0-90</td><td>11359</td><td>98.0</td></tr> <tr><td>90-120</td><td>148</td><td>1.3</td></tr> <tr><td>90-130</td><td>178</td><td>1.5</td></tr> <tr><td>90-150</td><td>221</td><td>1.9</td></tr> <tr><td>90-180</td><td>235</td><td>2.0</td></tr> <tr><td>0-180</td><td>11594</td><td>100.0</td></tr> </tbody> </table>	Degrees	Lumens	% Luminaire	0-30	4090	35.3	0-40	6390	55.1	0-60	9744	84.0	0-90	11359	98.0	90-120	148	1.3	90-130	178	1.5	90-150	221	1.9	90-180	235	2.0	0-180	11594	100.0	<b>Average Luminance</b> <table border="1"> <thead> <tr> <th>Angle</th> <th>End</th> <th>45°</th> <th>Cross</th> </tr> </thead> <tbody> <tr><td>45</td><td>14897</td><td>12710</td><td>14897</td></tr> <tr><td>55</td><td>11398</td><td>9431</td><td>11398</td></tr> <tr><td>65</td><td>8045</td><td>6436</td><td>8045</td></tr> <tr><td>75</td><td>3077</td><td>2366</td><td>3077</td></tr> <tr><td>85</td><td>730</td><td>534</td><td>730</td></tr> </tbody> </table>	Angle	End	45°	Cross	45	14897	12710	14897	55	11398	9431	11398	65	8045	6436	8045	75	3077	2366	3077	85	730	534	730
	Vertical Angle		Horizontal Angle																																																																																																																																																														
0°		45°	90°	-45°																																																																																																																																																													
0	4455	4455	4455	4455																																																																																																																																																													
5	4600	4600	4600	4600																																																																																																																																																													
15	5206	5206	5206	5206																																																																																																																																																													
25	4734	4734	4734	4734																																																																																																																																																													
35	3743	3743	3743	3743																																																																																																																																																													
45	2338	2338	2338	2338																																																																																																																																																													
55	1711	1711	1711	1711																																																																																																																																																													
65	1116	1116	1116	1116																																																																																																																																																													
75	379	379	379	379																																																																																																																																																													
85	76	76	76	76																																																																																																																																																													
95	44	44	44	44																																																																																																																																																													
105	54	54	54	54																																																																																																																																																													
115	42	42	42	42																																																																																																																																																													
125	33	33	33	33																																																																																																																																																													
135	33	33	33	33																																																																																																																																																													
145	28	28	28	28																																																																																																																																																													
155	20	20	20	20																																																																																																																																																													
165	14	14	14	14																																																																																																																																																													
175	9	9	9	9																																																																																																																																																													
Degrees	Lumens	% Luminaire																																																																																																																																																															
0-30	4090	35.3																																																																																																																																																															
0-40	6390	55.1																																																																																																																																																															
0-60	9744	84.0																																																																																																																																																															
0-90	11359	98.0																																																																																																																																																															
90-120	148	1.3																																																																																																																																																															
90-130	178	1.5																																																																																																																																																															
90-150	221	1.9																																																																																																																																																															
90-180	235	2.0																																																																																																																																																															
0-180	11594	100.0																																																																																																																																																															
Angle	End	45°	Cross																																																																																																																																																														
45	14897	12710	14897																																																																																																																																																														
55	11398	9431	11398																																																																																																																																																														
65	8045	6436	8045																																																																																																																																																														
75	3077	2366	3077																																																																																																																																																														
85	730	534	730																																																																																																																																																														
	<b>Coefficients of Utilization</b> <b>EFFECTIVE FLOOR CAVITY REFLECTANCE 20 PER (pfc=0.20)</b> <table border="1"> <thead> <tr> <th rowspan="2">Ceiling (pcc)</th> <th colspan="3">80%</th> <th colspan="3">70%</th> <th colspan="3">50%</th> </tr> <tr> <th>70</th> <th>50</th> <th>30</th> <th>70</th> <th>50</th> <th>30</th> <th>50</th> <th>30</th> </tr> </thead> <tbody> <tr> <td>Wall (pw)</td> <td colspan="9">Zonal cavity method - Effective floor reflectance = 20%</td> </tr> <tr> <td>RCR</td> <td colspan="9">Zonal cavity method - Effective floor reflectance = 20%</td> </tr> <tr> <td>Room Cavity Ratio</td> <td>0</td><td>119</td><td>119</td><td>119</td><td>116</td><td>116</td><td>116</td><td>110</td><td>110</td> </tr> <tr><td></td><td>1</td><td>110</td><td>106</td><td>102</td><td>107</td><td>103</td><td>100</td><td>99</td><td>96</td></tr> <tr><td></td><td>2</td><td>101</td><td>94</td><td>88</td><td>98</td><td>92</td><td>86</td><td>88</td><td>83</td></tr> <tr><td></td><td>3</td><td>93</td><td>83</td><td>76</td><td>90</td><td>82</td><td>75</td><td>79</td><td>73</td></tr> <tr><td></td><td>4</td><td>86</td><td>75</td><td>67</td><td>83</td><td>73</td><td>66</td><td>71</td><td>64</td></tr> <tr><td></td><td>5</td><td>79</td><td>67</td><td>59</td><td>77</td><td>66</td><td>59</td><td>64</td><td>57</td></tr> <tr><td></td><td>6</td><td>74</td><td>61</td><td>53</td><td>72</td><td>60</td><td>52</td><td>58</td><td>51</td></tr> <tr><td></td><td>7</td><td>69</td><td>56</td><td>48</td><td>67</td><td>55</td><td>47</td><td>53</td><td>46</td></tr> <tr><td></td><td>8</td><td>64</td><td>51</td><td>43</td><td>62</td><td>51</td><td>43</td><td>49</td><td>42</td></tr> <tr><td></td><td>9</td><td>60</td><td>47</td><td>40</td><td>59</td><td>47</td><td>39</td><td>45</td><td>39</td></tr> <tr><td></td><td>10</td><td>56</td><td>44</td><td>36</td><td>55</td><td>43</td><td>36</td><td>42</td><td>36</td></tr> </tbody> </table>			Ceiling (pcc)	80%			70%			50%			70	50	30	70	50	30	50	30	Wall (pw)	Zonal cavity method - Effective floor reflectance = 20%									RCR	Zonal cavity method - Effective floor reflectance = 20%									Room Cavity Ratio	0	119	119	119	116	116	116	110	110		1	110	106	102	107	103	100	99	96		2	101	94	88	98	92	86	88	83		3	93	83	76	90	82	75	79	73		4	86	75	67	83	73	66	71	64		5	79	67	59	77	66	59	64	57		6	74	61	53	72	60	52	58	51		7	69	56	48	67	55	47	53	46		8	64	51	43	62	51	43	49	42		9	60	47	40	59	47	39	45	39		10	56	44	36	55	43	36	42	36										
Ceiling (pcc)	80%				70%			50%																																																																																																																																																									
	70	50	30	70	50	30	50	30																																																																																																																																																									
Wall (pw)	Zonal cavity method - Effective floor reflectance = 20%																																																																																																																																																																
RCR	Zonal cavity method - Effective floor reflectance = 20%																																																																																																																																																																
Room Cavity Ratio	0	119	119	119	116	116	116	110	110																																																																																																																																																								
	1	110	106	102	107	103	100	99	96																																																																																																																																																								
	2	101	94	88	98	92	86	88	83																																																																																																																																																								
	3	93	83	76	90	82	75	79	73																																																																																																																																																								
	4	86	75	67	83	73	66	71	64																																																																																																																																																								
	5	79	67	59	77	66	59	64	57																																																																																																																																																								
	6	74	61	53	72	60	52	58	51																																																																																																																																																								
	7	69	56	48	67	55	47	53	46																																																																																																																																																								
	8	64	51	43	62	51	43	49	42																																																																																																																																																								
	9	60	47	40	59	47	39	45	39																																																																																																																																																								
	10	56	44	36	55	43	36	42	36																																																																																																																																																								

## LED round high bay RBX, 10,000 nominal delivered lumens, Open 16" white acrylic refractor

<b>Catalog No. RBX10L940-UNV-WT-ARR16SL</b> Report no: 36836  Spacing criterion: 1.3      Input watts: 87 Lamp: LED                      Efficacy: 134 lm/W Output lumens: 11611 Comparative yearly lighting energy cost per 1000 lumens – <b>\$1.79</b> based on 3000 hrs. and 5.08 pwr KWH. The photometric results were obtained in the Day-Brite laboratory which is NVLAP accredited by the National Institute of Standards and Technology. Photometric values based on test performed in compliance with LM-79.	<b>Candela distribution</b> <table border="1"> <thead> <tr> <th rowspan="2">Vertical Angle</th> <th colspan="4">Horizontal Angle</th> </tr> <tr> <th>0°</th> <th>45°</th> <th>90°</th> <th>-45°</th> </tr> </thead> <tbody> <tr><td>0</td><td>4275</td><td>4275</td><td>4275</td><td>4275</td></tr> <tr><td>5</td><td>4337</td><td>4337</td><td>4337</td><td>4337</td></tr> <tr><td>15</td><td>4496</td><td>4496</td><td>4496</td><td>4496</td></tr> <tr><td>25</td><td>4203</td><td>4203</td><td>4203</td><td>4203</td></tr> <tr><td>35</td><td>3276</td><td>3276</td><td>3276</td><td>3276</td></tr> <tr><td>45</td><td>1824</td><td>1824</td><td>1824</td><td>1824</td></tr> <tr><td>55</td><td>818</td><td>818</td><td>818</td><td>818</td></tr> <tr><td>65</td><td>698</td><td>698</td><td>698</td><td>698</td></tr> <tr><td>75</td><td>643</td><td>643</td><td>643</td><td>643</td></tr> <tr><td>85</td><td>539</td><td>539</td><td>539</td><td>539</td></tr> <tr><td>95</td><td>438</td><td>438</td><td>438</td><td>438</td></tr> <tr><td>105</td><td>375</td><td>375</td><td>375</td><td>375</td></tr> <tr><td>115</td><td>316</td><td>316</td><td>316</td><td>316</td></tr> <tr><td>125</td><td>267</td><td>267</td><td>267</td><td>267</td></tr> <tr><td>135</td><td>226</td><td>226</td><td>226</td><td>226</td></tr> <tr><td>145</td><td>188</td><td>188</td><td>188</td><td>188</td></tr> <tr><td>155</td><td>148</td><td>148</td><td>148</td><td>148</td></tr> <tr><td>165</td><td>100</td><td>100</td><td>100</td><td>100</td></tr> <tr><td>175</td><td>37</td><td>37</td><td>37</td><td>37</td></tr> </tbody> </table>	Vertical Angle	Horizontal Angle				0°	45°	90°	-45°	0	4275	4275	4275	4275	5	4337	4337	4337	4337	15	4496	4496	4496	4496	25	4203	4203	4203	4203	35	3276	3276	3276	3276	45	1824	1824	1824	1824	55	818	818	818	818	65	698	698	698	698	75	643	643	643	643	85	539	539	539	539	95	438	438	438	438	105	375	375	375	375	115	316	316	316	316	125	267	267	267	267	135	226	226	226	226	145	188	188	188	188	155	148	148	148	148	165	100	100	100	100	175	37	37	37	37	<b>Light Distribution</b> <table border="1"> <thead> <tr> <th>Degrees</th> <th>Lumens</th> <th>% Luminaire</th> </tr> </thead> <tbody> <tr><td>0-30</td><td>3613</td><td>31.1</td></tr> <tr><td>0-40</td><td>5626</td><td>48.5</td></tr> <tr><td>0-60</td><td>7831</td><td>67.4</td></tr> <tr><td>0-90</td><td>9784</td><td>84.3</td></tr> <tr><td>90-120</td><td>1190</td><td>10.3</td></tr> <tr><td>90-130</td><td>1431</td><td>12.3</td></tr> <tr><td>90-150</td><td>1725</td><td>14.9</td></tr> <tr><td>90-180</td><td>1828</td><td>15.7</td></tr> <tr><td>0-180</td><td>11611</td><td>100.0</td></tr> </tbody> </table>	Degrees	Lumens	% Luminaire	0-30	3613	31.1	0-40	5626	48.5	0-60	7831	67.4	0-90	9784	84.3	90-120	1190	10.3	90-130	1431	12.3	90-150	1725	14.9	90-180	1828	15.7	0-180	11611	100.0	<b>Average Luminance</b> <table border="1"> <thead> <tr> <th>Angle</th> <th>End</th> <th>45°</th> <th>Cross</th> </tr> </thead> <tbody> <tr><td>45</td><td>11623</td><td>9917</td><td>11623</td></tr> <tr><td>55</td><td>5453</td><td>4512</td><td>5453</td></tr> <tr><td>65</td><td>5032</td><td>4025</td><td>5032</td></tr> <tr><td>75</td><td>5227</td><td>4019</td><td>5227</td></tr> <tr><td>85</td><td>5203</td><td>3804</td><td>5203</td></tr> </tbody> </table>	Angle	End	45°	Cross	45	11623	9917	11623	55	5453	4512	5453	65	5032	4025	5032	75	5227	4019	5227	85	5203	3804	5203
	Vertical Angle		Horizontal Angle																																																																																																																																																														
0°		45°	90°	-45°																																																																																																																																																													
0	4275	4275	4275	4275																																																																																																																																																													
5	4337	4337	4337	4337																																																																																																																																																													
15	4496	4496	4496	4496																																																																																																																																																													
25	4203	4203	4203	4203																																																																																																																																																													
35	3276	3276	3276	3276																																																																																																																																																													
45	1824	1824	1824	1824																																																																																																																																																													
55	818	818	818	818																																																																																																																																																													
65	698	698	698	698																																																																																																																																																													
75	643	643	643	643																																																																																																																																																													
85	539	539	539	539																																																																																																																																																													
95	438	438	438	438																																																																																																																																																													
105	375	375	375	375																																																																																																																																																													
115	316	316	316	316																																																																																																																																																													
125	267	267	267	267																																																																																																																																																													
135	226	226	226	226																																																																																																																																																													
145	188	188	188	188																																																																																																																																																													
155	148	148	148	148																																																																																																																																																													
165	100	100	100	100																																																																																																																																																													
175	37	37	37	37																																																																																																																																																													
Degrees	Lumens	% Luminaire																																																																																																																																																															
0-30	3613	31.1																																																																																																																																																															
0-40	5626	48.5																																																																																																																																																															
0-60	7831	67.4																																																																																																																																																															
0-90	9784	84.3																																																																																																																																																															
90-120	1190	10.3																																																																																																																																																															
90-130	1431	12.3																																																																																																																																																															
90-150	1725	14.9																																																																																																																																																															
90-180	1828	15.7																																																																																																																																																															
0-180	11611	100.0																																																																																																																																																															
Angle	End	45°	Cross																																																																																																																																																														
45	11623	9917	11623																																																																																																																																																														
55	5453	4512	5453																																																																																																																																																														
65	5032	4025	5032																																																																																																																																																														
75	5227	4019	5227																																																																																																																																																														
85	5203	3804	5203																																																																																																																																																														
	<b>Coefficients of Utilization</b> <b>EFFECTIVE FLOOR CAVITY REFLECTANCE 20 PER (pfc=0.20)</b> <table border="1"> <thead> <tr> <th rowspan="2">Ceiling (pcc)</th> <th colspan="3">80%</th> <th colspan="3">70%</th> <th colspan="3">50%</th> </tr> <tr> <th>70</th> <th>50</th> <th>30</th> <th>70</th> <th>50</th> <th>30</th> <th>50</th> <th>30</th> </tr> </thead> <tbody> <tr> <td>Wall (pw)</td> <td colspan="9">Zonal cavity method - Effective floor reflectance = 20%</td> </tr> <tr> <td>RCR</td> <td colspan="9">Zonal cavity method - Effective floor reflectance = 20%</td> </tr> <tr> <td>Room Cavity Ratio</td> <td>0</td><td>115</td><td>115</td><td>115</td><td>111</td><td>111</td><td>111</td><td>102</td><td>102</td> </tr> <tr><td></td><td>1</td><td>105</td><td>100</td><td>96</td><td>100</td><td>96</td><td>92</td><td>89</td><td>86</td></tr> <tr><td></td><td>2</td><td>96</td><td>88</td><td>82</td><td>92</td><td>85</td><td>79</td><td>79</td><td>74</td></tr> <tr><td></td><td>3</td><td>89</td><td>79</td><td>71</td><td>85</td><td>76</td><td>69</td><td>71</td><td>65</td></tr> <tr><td></td><td>4</td><td>82</td><td>71</td><td>63</td><td>78</td><td>68</td><td>61</td><td>64</td><td>58</td></tr> <tr><td></td><td>5</td><td>76</td><td>64</td><td>56</td><td>73</td><td>62</td><td>54</td><td>58</td><td>52</td></tr> <tr><td></td><td>6</td><td>71</td><td>58</td><td>50</td><td>68</td><td>57</td><td>49</td><td>53</td><td>47</td></tr> <tr><td></td><td>7</td><td>66</td><td>53</td><td>45</td><td>63</td><td>52</td><td>44</td><td>49</td><td>42</td></tr> <tr><td></td><td>8</td><td>62</td><td>49</td><td>41</td><td>59</td><td>48</td><td>40</td><td>45</td><td>39</td></tr> <tr><td></td><td>9</td><td>58</td><td>45</td><td>38</td><td>56</td><td>44</td><td>37</td><td>42</td><td>36</td></tr> <tr><td></td><td>10</td><td>54</td><td>42</td><td>35</td><td>52</td><td>41</td><td>34</td><td>39</td><td>33</td></tr> </tbody> </table>			Ceiling (pcc)	80%			70%			50%			70	50	30	70	50	30	50	30	Wall (pw)	Zonal cavity method - Effective floor reflectance = 20%									RCR	Zonal cavity method - Effective floor reflectance = 20%									Room Cavity Ratio	0	115	115	115	111	111	111	102	102		1	105	100	96	100	96	92	89	86		2	96	88	82	92	85	79	79	74		3	89	79	71	85	76	69	71	65		4	82	71	63	78	68	61	64	58		5	76	64	56	73	62	54	58	52		6	71	58	50	68	57	49	53	47		7	66	53	45	63	52	44	49	42		8	62	49	41	59	48	40	45	39		9	58	45	38	56	44	37	42	36		10	54	42	35	52	41	34	39	33										
Ceiling (pcc)	80%				70%			50%																																																																																																																																																									
	70	50	30	70	50	30	50	30																																																																																																																																																									
Wall (pw)	Zonal cavity method - Effective floor reflectance = 20%																																																																																																																																																																
RCR	Zonal cavity method - Effective floor reflectance = 20%																																																																																																																																																																
Room Cavity Ratio	0	115	115	115	111	111	111	102	102																																																																																																																																																								
	1	105	100	96	100	96	92	89	86																																																																																																																																																								
	2	96	88	82	92	85	79	79	74																																																																																																																																																								
	3	89	79	71	85	76	69	71	65																																																																																																																																																								
	4	82	71	63	78	68	61	64	58																																																																																																																																																								
	5	76	64	56	73	62	54	58	52																																																																																																																																																								
	6	71	58	50	68	57	49	53	47																																																																																																																																																								
	7	66	53	45	63	52	44	49	42																																																																																																																																																								
	8	62	49	41	59	48	40	45	39																																																																																																																																																								
	9	58	45	38	56	44	37	42	36																																																																																																																																																								
	10	54	42	35	52	41	34	39	33																																																																																																																																																								

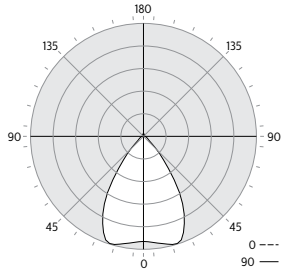
# RBX LED round high bay

10,000, 15,000, or 20,000 lumens

## LED round high bay RBX, 15,000 nominal delivered lumens, Open 22" clear acrylic standard reflector

Catalog No. RBX15L940-UNV-WT-ARR22

Report no: 35643



Spacing criterion: 1.1      Input watts: 132  
Lamp: LED      Efficacy: 130lm/W  
Output lumens: 17066lm

Comparative yearly lighting energy cost per 1000 lumens  
– **\$1.85** based on 3000 hrs. and \$.08 pwr KWH.

The photometric results were obtained in the Day-Brite laboratory which is NVLAP accredited by the National Institute of Standards and Technology.

Photometric values based on test performed in compliance with LM-79.

### Candela distribution

Vertical Angle	Horizontal Angle			
	0°	45°	90°	-45°
0	11852	11852	11852	11852
5	12005	12005	12005	12005
15	12623	12623	12623	12623
25	10860	10860	10860	10860
35	6011	6011	6011	6011
45	1906	1906	1906	1906
55	644	644	644	644
65	374	374	374	374
75	222	222	222	222
85	131	131	131	131
95	84	84	84	84
105	86	86	86	86
115	96	96	96	96
125	112	112	112	112
135	143	143	143	143
145	172	172	172	172
155	232	232	232	232
165	222	222	222	222
175	243	243	243	243

### Light Distribution

Degrees	Lumens	% Luminaires
0-30	9648	56.5
0-40	13392	78.5
0-60	15520	90.9
0-90	16275	95.4
90-120	281	1.6
90-130	382	2.2
90-150	601	3.5
90-180	791	4.6
0-180	17066	100.0

### Average Luminance

Angle	End	45°	Cross
45	6293	5349	6293
55	2213	1824	2213
65	1384	1103	1384
75	921	706	921
85	642	469	642

### Coefficients of Utilization

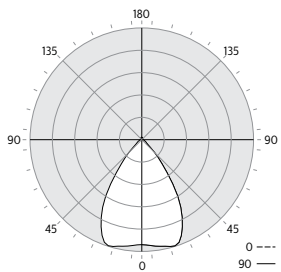
#### EFFECTIVE FLOOR CAVITY REFLECTANCE 20 PER (pfc=0.20)

Ceiling (pcc)	80%			70%			50%		
	70	50	30	70	50	30	50	30	
Wall (pw)									
RCR	Zonal cavity method - Effective floor reflectance = 20%								
Room Cavity Ratio	0	118	118	118	115	115	115	109	109
	1	111	108	105	108	105	102	100	98
	2	104	99	94	102	97	92	92	89
	3	98	91	85	96	89	84	85	81
	4	92	84	77	90	82	76	79	74
	5	87	77	71	85	76	70	74	68
	6	82	72	65	80	71	64	69	63
	7	77	67	60	75	66	59	64	58
	8	73	62	56	71	61	55	60	54
	9	69	58	52	68	58	51	56	51
	10	65	55	48	64	54	48	53	47

## LED round high bay RBX, 20,000 nominal delivered lumens, Open 22" clear acrylic standard reflector

Catalog No. RBX20L940-UNV-WT-ARR22

Report no: 36194



Spacing criterion: 1.1      Input watts: 159  
Lamp: LED      Efficacy: 127lm/W  
Output lumens: 20122lm

Comparative yearly lighting energy cost per 1000 lumens  
– **\$1.89** based on 3000 hrs. and \$.08 pwr KWH.

The photometric results were obtained in the Day-Brite laboratory which is NVLAP accredited by the National Institute of Standards and Technology.

Photometric values based on test performed in compliance with LM-79.

### Candela distribution

Vertical Angle	Horizontal Angle			
	0°	45°	90°	-45°
0	13870	13870	13870	13870
5	14041	14041	14041	14041
15	14610	14610	14610	14610
25	12686	12686	12686	12686
35	7133	7133	7133	7133
45	2349	2349	2349	2349
55	773	773	773	773
65	455	455	455	455
75	268	268	268	268
85	163	163	163	163
95	105	105	105	105
105	105	105	105	105
115	118	118	118	118
125	137	137	137	137
135	174	174	174	174
145	209	209	209	209
155	280	280	280	280
165	268	268	268	268
175	293	293	293	293

### Light Distribution

Degrees	Lumens	% Luminaires
0-30	11232	55.8
0-40	15661	77.8
0-60	18238	90.6
0-90	19157	95.2
90-120	346	1.7
90-130	468	2.3
90-150	735	3.7
90-180	965	4.8
0-180	20122	100.0

### Average Luminance

Angle	End	45°	Cross
45	7754	6590	7754
55	2659	2191	2659
65	1684	1343	1684
75	1112	853	1112
85	797	582	797

### Coefficients of Utilization

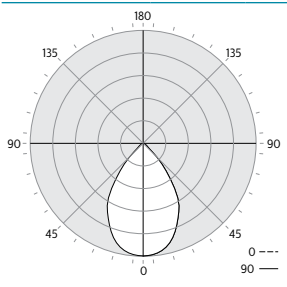
#### EFFECTIVE FLOOR CAVITY REFLECTANCE 20 PER (pfc=0.20)

Ceiling (pcc)	80%			70%			50%		
	70	50	30	70	50	30	50	30	
Wall (pw)									
RCR	Zonal cavity method - Effective floor reflectance = 20%								
Room Cavity Ratio	0	118	118	118	115	115	115	108	108
	1	111	108	105	108	105	102	100	98
	2	104	98	94	102	96	92	92	89
	3	98	90	85	95	89	83	85	81
	4	92	83	77	90	82	76	79	74
	5	87	77	70	85	76	70	73	68
	6	82	71	65	80	70	64	68	63
	7	77	66	60	75	65	59	64	58
	8	73	62	55	71	61	55	60	54
	9	69	58	51	67	57	51	56	50
	10	65	54	48	64	54	48	53	47

# RBX LED round high bay

10,000, 15,000, or 20,000 lumens

LED round high bay RBX, 15,000 nominal delivered lumens, Open 22" anodized aluminum reflector

<b>Catalog No. RBX15L940-UNV-WT-A22R</b> Report no: 35651  Spacing criterion: 1.0      Input watts: 132 Lamp: LED                      Efficacy: 108lm/W Output lumens: 14,247lm Comparative yearly lighting energy cost per 1000 lumens – \$2.22 based on 3000 hrs. and \$.08 pwr KWH. The photometric results were obtained in the Day-Brite laboratory which is NVLAP accredited by the National Institute of Standards and Technology. Photometric values based on test performed in compliance with LM-79.	<b>Candela distribution</b> <table border="1"> <thead> <tr> <th rowspan="2">Vertical Angle</th> <th colspan="4">Horizontal Angle</th> </tr> <tr> <th>0°</th> <th>45°</th> <th>90°</th> <th>-45°</th> </tr> </thead> <tbody> <tr><td>0</td><td>11765</td><td>11765</td><td>11765</td><td>11765</td></tr> <tr><td>5</td><td>11677</td><td>11677</td><td>11677</td><td>11677</td></tr> <tr><td>15</td><td>10816</td><td>10816</td><td>10816</td><td>10816</td></tr> <tr><td>25</td><td>8706</td><td>8706</td><td>8706</td><td>8706</td></tr> <tr><td>35</td><td>5768</td><td>5768</td><td>5768</td><td>5768</td></tr> <tr><td>45</td><td>2076</td><td>2076</td><td>2076</td><td>2076</td></tr> <tr><td>55</td><td>553</td><td>553</td><td>553</td><td>553</td></tr> <tr><td>65</td><td>266</td><td>266</td><td>266</td><td>266</td></tr> <tr><td>75</td><td>104</td><td>104</td><td>104</td><td>104</td></tr> <tr><td>85</td><td>15</td><td>15</td><td>15</td><td>15</td></tr> <tr><td>95</td><td>0</td><td>0</td><td>0</td><td>0</td></tr> <tr><td>105</td><td>0</td><td>0</td><td>0</td><td>0</td></tr> <tr><td>115</td><td>0</td><td>0</td><td>0</td><td>0</td></tr> <tr><td>125</td><td>0</td><td>0</td><td>0</td><td>0</td></tr> <tr><td>135</td><td>0</td><td>0</td><td>0</td><td>0</td></tr> <tr><td>145</td><td>0</td><td>0</td><td>0</td><td>0</td></tr> <tr><td>155</td><td>0</td><td>0</td><td>0</td><td>0</td></tr> <tr><td>165</td><td>1</td><td>1</td><td>1</td><td>1</td></tr> <tr><td>175</td><td>2</td><td>2</td><td>2</td><td>2</td></tr> </tbody> </table>	Vertical Angle	Horizontal Angle				0°	45°	90°	-45°	0	11765	11765	11765	11765	5	11677	11677	11677	11677	15	10816	10816	10816	10816	25	8706	8706	8706	8706	35	5768	5768	5768	5768	45	2076	2076	2076	2076	55	553	553	553	553	65	266	266	266	266	75	104	104	104	104	85	15	15	15	15	95	0	0	0	0	105	0	0	0	0	115	0	0	0	0	125	0	0	0	0	135	0	0	0	0	145	0	0	0	0	155	0	0	0	0	165	1	1	1	1	175	2	2	2	2	<b>Light Distribution</b> <table border="1"> <thead> <tr> <th>Degrees</th> <th>Lumens</th> <th>% Luminaire</th> </tr> </thead> <tbody> <tr><td>0-30</td><td>8124</td><td>57.0</td></tr> <tr><td>0-40</td><td>11668</td><td>81.9</td></tr> <tr><td>0-60</td><td>13845</td><td>97.2</td></tr> <tr><td>0-90</td><td>14247</td><td>100.0</td></tr> <tr><td>90-120</td><td>0</td><td>0.0</td></tr> <tr><td>90-130</td><td>0</td><td>0.0</td></tr> <tr><td>90-150</td><td>0</td><td>0.0</td></tr> <tr><td>90-180</td><td>0</td><td>0.0</td></tr> <tr><td>0-180</td><td>14247</td><td>100.0</td></tr> </tbody> </table>	Degrees	Lumens	% Luminaire	0-30	8124	57.0	0-40	11668	81.9	0-60	13845	97.2	0-90	14247	100.0	90-120	0	0.0	90-130	0	0.0	90-150	0	0.0	90-180	0	0.0	0-180	14247	100.0	<b>Average Luminance</b> <table border="1"> <thead> <tr> <th>Angle</th> <th>End</th> <th>45°</th> <th>Cross</th> </tr> </thead> <tbody> <tr><td>45</td><td>6615</td><td>5584</td><td>6615</td></tr> <tr><td>55</td><td>1823</td><td>1492</td><td>1823</td></tr> <tr><td>65</td><td>935</td><td>741</td><td>935</td></tr> <tr><td>75</td><td>408</td><td>311</td><td>408</td></tr> <tr><td>85</td><td>66</td><td>48</td><td>66</td></tr> </tbody> </table>	Angle	End	45°	Cross	45	6615	5584	6615	55	1823	1492	1823	65	935	741	935	75	408	311	408	85	66	48	66
	Vertical Angle		Horizontal Angle																																																																																																																																																														
0°		45°	90°	-45°																																																																																																																																																													
0	11765	11765	11765	11765																																																																																																																																																													
5	11677	11677	11677	11677																																																																																																																																																													
15	10816	10816	10816	10816																																																																																																																																																													
25	8706	8706	8706	8706																																																																																																																																																													
35	5768	5768	5768	5768																																																																																																																																																													
45	2076	2076	2076	2076																																																																																																																																																													
55	553	553	553	553																																																																																																																																																													
65	266	266	266	266																																																																																																																																																													
75	104	104	104	104																																																																																																																																																													
85	15	15	15	15																																																																																																																																																													
95	0	0	0	0																																																																																																																																																													
105	0	0	0	0																																																																																																																																																													
115	0	0	0	0																																																																																																																																																													
125	0	0	0	0																																																																																																																																																													
135	0	0	0	0																																																																																																																																																													
145	0	0	0	0																																																																																																																																																													
155	0	0	0	0																																																																																																																																																													
165	1	1	1	1																																																																																																																																																													
175	2	2	2	2																																																																																																																																																													
Degrees	Lumens	% Luminaire																																																																																																																																																															
0-30	8124	57.0																																																																																																																																																															
0-40	11668	81.9																																																																																																																																																															
0-60	13845	97.2																																																																																																																																																															
0-90	14247	100.0																																																																																																																																																															
90-120	0	0.0																																																																																																																																																															
90-130	0	0.0																																																																																																																																																															
90-150	0	0.0																																																																																																																																																															
90-180	0	0.0																																																																																																																																																															
0-180	14247	100.0																																																																																																																																																															
Angle	End	45°	Cross																																																																																																																																																														
45	6615	5584	6615																																																																																																																																																														
55	1823	1492	1823																																																																																																																																																														
65	935	741	935																																																																																																																																																														
75	408	311	408																																																																																																																																																														
85	66	48	66																																																																																																																																																														
	<b>Coefficients of Utilization</b> <b>EFFECTIVE FLOOR CAVITY REFLECTANCE 20 PER (pfc=0.20)</b> <table border="1"> <thead> <tr> <th rowspan="2">Ceiling (pcc)</th> <th colspan="3">80%</th> <th colspan="3">70%</th> <th colspan="3">50%</th> </tr> <tr> <th>70</th> <th>50</th> <th>30</th> <th>70</th> <th>50</th> <th>30</th> <th>50</th> <th>30</th> <th>30</th> </tr> </thead> <tbody> <tr> <td>Wall (pw)</td> <td></td><td></td><td></td><td></td><td></td><td></td><td></td><td></td><td></td> </tr> <tr> <td>RCR</td> <td colspan="9">Zonal cavity method - Effective floor reflectance = 20%</td> </tr> <tr> <td rowspan="11">Room Cavity Ratio</td> <td>0</td><td>119</td><td>119</td><td>119</td><td>116</td><td>116</td><td>116</td><td>111</td><td>111</td> </tr> <tr><td>1</td><td>113</td><td>110</td><td>107</td><td>110</td><td>107</td><td>105</td><td>103</td><td>101</td></tr> <tr><td>2</td><td>106</td><td>101</td><td>96</td><td>104</td><td>99</td><td>95</td><td>96</td><td>92</td></tr> <tr><td>3</td><td>100</td><td>93</td><td>87</td><td>98</td><td>91</td><td>86</td><td>88</td><td>84</td></tr> <tr><td>4</td><td>94</td><td>85</td><td>79</td><td>92</td><td>84</td><td>78</td><td>82</td><td>77</td></tr> <tr><td>5</td><td>88</td><td>79</td><td>72</td><td>87</td><td>78</td><td>72</td><td>76</td><td>71</td></tr> <tr><td>6</td><td>83</td><td>73</td><td>67</td><td>82</td><td>73</td><td>66</td><td>71</td><td>65</td></tr> <tr><td>7</td><td>79</td><td>68</td><td>62</td><td>77</td><td>68</td><td>61</td><td>66</td><td>60</td></tr> <tr><td>8</td><td>74</td><td>64</td><td>57</td><td>73</td><td>63</td><td>57</td><td>62</td><td>56</td></tr> <tr><td>9</td><td>70</td><td>60</td><td>53</td><td>69</td><td>59</td><td>53</td><td>58</td><td>52</td></tr> <tr><td>10</td><td>67</td><td>56</td><td>49</td><td>65</td><td>55</td><td>49</td><td>55</td><td>49</td></tr> </tbody> </table>			Ceiling (pcc)	80%			70%			50%			70	50	30	70	50	30	50	30	30	Wall (pw)										RCR	Zonal cavity method - Effective floor reflectance = 20%									Room Cavity Ratio	0	119	119	119	116	116	116	111	111	1	113	110	107	110	107	105	103	101	2	106	101	96	104	99	95	96	92	3	100	93	87	98	91	86	88	84	4	94	85	79	92	84	78	82	77	5	88	79	72	87	78	72	76	71	6	83	73	67	82	73	66	71	65	7	79	68	62	77	68	61	66	60	8	74	64	57	73	63	57	62	56	9	70	60	53	69	59	53	58	52	10	67	56	49	65	55	49	55	49																			
Ceiling (pcc)	80%				70%			50%																																																																																																																																																									
	70	50	30	70	50	30	50	30	30																																																																																																																																																								
Wall (pw)																																																																																																																																																																	
RCR	Zonal cavity method - Effective floor reflectance = 20%																																																																																																																																																																
Room Cavity Ratio	0	119	119	119	116	116	116	111	111																																																																																																																																																								
	1	113	110	107	110	107	105	103	101																																																																																																																																																								
	2	106	101	96	104	99	95	96	92																																																																																																																																																								
	3	100	93	87	98	91	86	88	84																																																																																																																																																								
	4	94	85	79	92	84	78	82	77																																																																																																																																																								
	5	88	79	72	87	78	72	76	71																																																																																																																																																								
	6	83	73	67	82	73	66	71	65																																																																																																																																																								
	7	79	68	62	77	68	61	66	60																																																																																																																																																								
	8	74	64	57	73	63	57	62	56																																																																																																																																																								
	9	70	60	53	69	59	53	58	52																																																																																																																																																								
	10	67	56	49	65	55	49	55	49																																																																																																																																																								

## Photometric Test List

Catalog No.	Test No.	Delivered Lumens	Input Watts*	Efficacy**
RBX20L935-UNV-WT-ARR16S	36336	20366	158	129
RBX20L935-UNV-WT-ARR16SL	36333	20130	158	128
RBX20L935-UNV-WT-ARR22S	36340	20383	158	129
RBX20L935-UNV-WT-ARR22SL	36337	20284	158	128
RBX20L935-UNV-WT-ARR22	36342	19381	159	122
RBX20L935-UNV-WT-A22R	36346	16105	158	102
RBX20L940-UNV-WT-ARR16S	36186	21206	159	133
RBX20L940-UNV-WT-ARR16SL	36189	20868	159	131
RBX20L940-UNV-WT-ARR22S	36193	21146	159	133
RBX20L940-UNV-WT-ARR22SL	36190	21060	159	133
RBX20L940-UNV-WT-ARR22	36194	20122	159	127
RBX20L940-UNV-WT-A22R	36199	16710	159	105
RBX15L935-UNV-WT-ARR16S	35698	17920	131	136
RBX15L935-UNV-WT-ARR16SL	35691	17704	131	135
RBX15L935-UNV-WT-ARR22S	35683	17928	131	136
RBX15L935-UNV-WT-ARR22SL	35690	17799	131	136
RBX15L935-UNV-WT-ARR22	35682	16980	131	129
RBX15L935-UNV-WT-A22R	35674	14132	131	108

Catalog No.	Test No.	Delivered Lumens	Input Watts*	Efficacy**
RBX15L940-UNV-WT-ARR16S	35627	17996	132	137
RBX15L940-UNV-WT-ARR16SL	35634	17708	132	135
RBX15L940-UNV-WT-ARR22S	35642	17942	132	136
RBX15L940-UNV-WT-ARR22SL	35635	17849	132	136
RBX15L940-UNV-WT-ARR22	35643	17066	132	130
RBX15L940-UNV-WT-A22R	35651	14247	132	108
RBX10L935-UNV-WT-ARR16S	36396	11128	86	129
RBX10L935-UNV-WT-ARR16SL	36399	10968	86	127
RBX10L935-UNV-WT-ARR22S	36403	11117	86	129
RBX10L935-UNV-WT-ARR22SL	36400	11016	86	128
RBX10L935-UNV-WT-ARR22	36404	10531	86	122
RBX10L935-UNV-WT-A22R	36407	8791	86	102
RBX10L940-UNV-WT-ARR16S	36830	11594	87	134
RBX10L940-UNV-WT-ARR16SL	36836	11611	87	134
RBX10L940-UNV-WT-ARR22S	36841	11596	87	134
RBX10L940-UNV-WT-ARR22SL	36842	11408	87	132
RBX10L940-UNV-WT-ARR22	36846	10860	87	125
RBX10L940-UNV-WT-A22R	36850	8921	87	103

\* 347V and 480V models have the same input watts.



© 2021 Signify Holding. All rights reserved. The information provided herein is subject to change, without notice. Signify does not give any representation or warranty as to the accuracy or completeness of the information included herein and shall not be liable for any action in reliance thereon. The information presented in this document is not intended as any commercial offer and does not form part of any quotation or contract, unless otherwise agreed by Signify.

Signify North America Corporation  
 200 Franklin Square Drive,  
 Somerset, NJ 08873  
 Telephone 855-486-2216

Signify Canada Ltd.  
 281 Hillmount Road,  
 Markham, ON, Canada L6C 2S3  
 Telephone 800-668-9008

All trademarks are owned by Signify Holding or their respective owners.