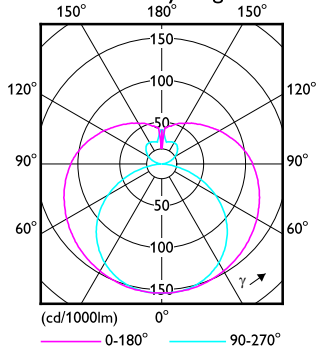


1 x TLED 13.4W 6500K 9290043514

1 x 1800 lm

Polar intensity diagram



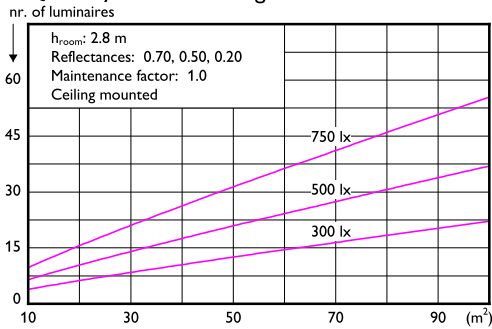
Light output ratio 1.01
 Service upward 0.33
 Service downward 0.68

CIE flux code 33 61 83 67 101

UGRcen (4Hx8H, 0.25H) 24

s22040007a

Quantity estimation diagram

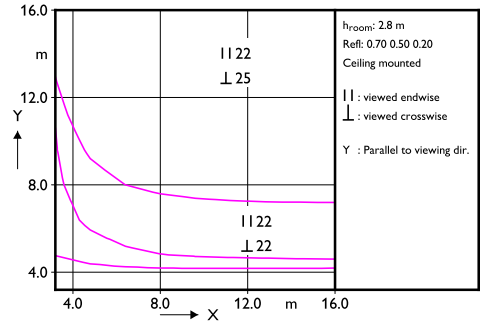


Utilisation factor table

Room Index k	Reflectances (%) for ceiling, walls and working plane (CIE)												
	0.80 0.80			0.70 0.70 0.70 0.70			0.50 0.50			0.30 0.30			0.00
	0.80	0.50	0.30	0.80	0.50	0.30	0.80	0.50	0.30	0.80	0.50	0.30	0.00
0.60	0.39	0.37	0.37	0.36	0.35	0.28	0.25	0.20	0.22	0.18	0.14	0.00	
0.80	0.48	0.45	0.45	0.44	0.43	0.35	0.32	0.27	0.28	0.24	0.19	0.00	
1.00	0.56	0.52	0.53	0.51	0.49	0.42	0.37	0.32	0.33	0.29	0.23	0.00	
1.25	0.64	0.59	0.60	0.58	0.56	0.48	0.43	0.38	0.39	0.34	0.27	0.00	
1.50	0.70	0.64	0.66	0.63	0.60	0.53	0.48	0.43	0.43	0.39	0.31	0.00	
2.00	0.80	0.71	0.74	0.71	0.67	0.61	0.55	0.50	0.49	0.45	0.37	0.00	
2.50	0.86	0.76	0.80	0.76	0.72	0.66	0.60	0.55	0.53	0.50	0.41	0.00	
3.00	0.91	0.79	0.85	0.80	0.75	0.70	0.63	0.59	0.57	0.53	0.44	0.00	
4.00	0.97	0.84	0.90	0.85	0.80	0.75	0.68	0.65	0.61	0.58	0.48	0.00	
5.00	1.01	0.87	0.94	0.88	0.83	0.79	0.71	0.68	0.64	0.61	0.51	0.00	

Ceiling mounted

UGR diagram



Luminance Table

Plane Cone	0.0	15.0	30.0	45.0	60.0	75.0	90.0
45.0	5934	5901	6075	6263	6699	7626	9146
50.0	5822	5778	5954	6077	6453	7389	9031
55.0	5769	5694	5853	5907	6216	7119	8831
60.0	5734	5632	5779	5752	5974	6799	8526
65.0	5733	5618	5770	5647	5761	6448	8088
70.0	5791	5646	5788	5577	5591	6056	7421
75.0	5888	5714	5852	5557	5475	5670	6574
80.0	6026	5835	5989	5619	5455	5268	5114
85.0	6211	6010	6195	5785	5601	5063	2943
90.0	6496	6265	6475	6079	5986	5606	1260

(cd/m²)

2025-12-26