

## ORDERING INFORMATION

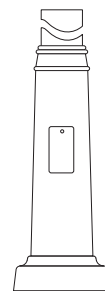
SAMPLE NUMBER: ASP0840RS5BK

Base Type	Mounting Height (Feet)	Shaft Size at Base (Inches)	Wall Thickness (Inches)	Shaft Type	Luminaire	Color	Options (Add as Suffix)
ASP=Aspen	08=8' 10=10' 12=12' 14=14' 16=16' 18=18'	5=5"	2=0.188" 3=0.250"	RS=Round Straight SF=Straight Fluted	4=4" O.D. Tenon <sup>1</sup> 5=3" O.D. Tenon	AP=Grey BK=Black BZ=Bronze DP=Dark Platinum GM=Graphite Metallic GN=Hartford Green WH=White	C=Provision for Convenience Outlet E=GFI Convenience Outlet G=Ground Lug

NOTES: 1. Provides 4" tenon on 5" shafts or no tenon on 4" shafts allowing slip over of Epic Collection, Slide and Flite arm accessories. See individual product specifications for additional information.

BASE HEIGHT: 40"

BOLT CIRCLE: 15"



ASP ASPEN

## ORDERING INFORMATION

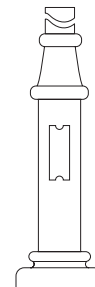
SAMPLE NUMBER: BWR0841RS5BK

Base Type	Mounting Height (Feet)	Shaft Size at Base (Inches)	Wall Thickness (Inches)	Shaft Type	Luminaire	Color	Options (Add as Suffix)
BWR=Broadway	08=8' 10=10' 12=12' 14=14' 16=16' 18=18' 20=20' 25=25' 30=30'	8=8" <sup>1</sup>	1=0.156 2=0.188" 3=0.250"	RT=Round Tapered	5=3" O.D. Tenon	AP=Grey BK=Black BZ=Bronze DP=Dark Platinum GM=Graphite Metallic GN=Hartford Green WH=White	C=Provision for Convenience Outlet E=GFI Convenience Outlet G=Ground Lug

NOTES: 1. Pole tapers to 4" at pole top.

BASE HEIGHT: 42"

BOLT CIRCLE: 12"



BWR BROADWAY

## ORDERING INFORMATION


SAMPLE NUMBER: CHI0840RS5BK

Base Type	Mounting Height (Feet)	Shaft Size at Base (Inches) <sup>1</sup>	Wall Thickness (Inches)	Shaft Type	Luminaire	Color	Options (Add as Suffix)
CHI=Charleston	08=8' 10=10' 12=12' 14=14' 16=16' 18=18'	4=4" 5=5" 6=6"	0=0.125" 2=0.188"	RS=Round Straight SF=Straight Fluted	4=4" O.D. Tenon <sup>2</sup> 5=3" O.D. Tenon	AP=Grey BK=Black BZ=Bronze DP=Dark Platinum GM=Graphite Metallic GN=Hartford Green WH=White	C=Provision for Convenience Outlet E=GFI Convenience Outlet G=Ground Lug

NOTES: 1. 4" shaft size available in 8', 10' and 12' mounting heights. 5" shaft size available in 8', 10', 12', 14' and 16' mounting heights. 6" shaft size available in 12', 14', 16' and 18' mounting heights. 2. Provides 4" tenon on 5" shafts or no tenon on 4" shafts allowing slip over of Epic Collection, Slide and Flite arm accessories. See individual product specifications for additional information.

BASE HEIGHT: 32"

BOLT CIRCLE: 10-3/4"



CHI CHARLESTON

## ORDERING INFORMATION

SAMPLE NUMBER: CPR0840RS5BK

Base Type	Mounting Height (Feet)	Shaft Size at Base (Inches)	Wall Thickness (Inches)	Shaft Type	Luminaire	Color	Options (Add as Suffix)
CPR=Chesapeake	08=8' 10=10' 12=12' 14=14'	4=4" 5=5"	0=0.125" 2=0.188"	RS=Round Straight SF=Straight Fluted	4=4" O.D. Tenon <sup>1</sup> 5=3" O.D. Tenon	AP=Grey BK=Black BZ=Bronze DP=Dark Platinum GM=Graphite Metallic GN=Hartford Green WH=White	C=Provision for Convenience Outlet E=GFI Convenience Outlet G=Ground Lug

NOTES: 1. Provides 4" tenon on 5" shafts or no tenon on 4" shafts allowing slip over of Epic Collection, Slide and Flite arm accessories. See individual product specifications for additional information.

BASE HEIGHT: 46-5/8"

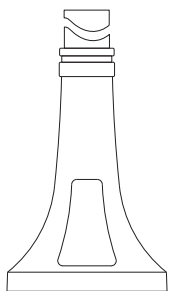
BOLT CIRCLE: 13-1/4"



CPR CHESAPEAKE

**WARNING:** The use of unauthorized accessories such as banners, signs, cameras or pennants for which the pole was not designed voids the Cooper Lighting Solutions Pole Warranty and may result in pole failure causing serious injury or property damage. Upon request, Cooper Lighting Solutions will supply information regarding total loading capacity. Cooper Lighting Solutions' Pole Warranty is void unless poles are used and installed as a complete pole/luminaire combination. This warranty specifically excludes failure as the result of a third party act or omission, misuse, unanticipated uses, fatigue failure or similar phenomena resulting from induced vibration, harmonic oscillation or resonance associated with movement of air currents around the product.

Specifications and dimensions subject to change without notice. Consult your Cooper Lighting Solutions Representative or visit [www.cooperlighting.com](http://www.cooperlighting.com) for available options, accessories and ordering information.



STL SEATTLE

## ORDERING INFORMATION

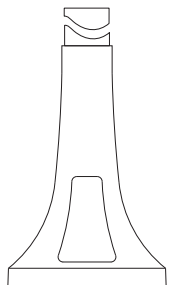
SAMPLE NUMBER: STL0842RS5BK

Base Type	Mounting Height (Feet)	Shaft Size at Base (Inches)	Wall Thickness (Inches)	Shaft Type	Luminaire	Color	Options (Add as Suffix)
STL=Seattle	08=8' 10=10' 12=12' 14=14' 16=16'	4=4"	2=0.188" 3=0.250"	RS=Round Straight SF=Straight Fluted	4=4" O.D. Tenon <sup>1</sup> 5=3" O.D. Tenon	AP=Grey BK=Black BZ=Bronze DP=Dark Platinum GM=Graphite Metallic GN=Hartford Green WH=White	C=Provision for Convenience Outlet E=GFI Convenience Outlet G=Ground Lug

**NOTES:** 1. Provides 4" tenon on 5" shafts or no tenon on 4" shafts allowing slip over of Epic Collection, Slide and Flite arm accessories. See individual product specifications for additional information.

BASE HEIGHT: 23"

BOLT CIRCLE: 8"



TAM TAMPA

## ORDERING INFORMATION


SAMPLE NUMBER: TAM1041RS5BK

Base Type	Mounting Height (Feet)	Shaft Size at Base (Inches)	Wall Thickness (Inches)	Shaft Type	Luminaire	Color	Options (Add as Suffix)
TAM=Tampa	10=10' 12=12' 14=14' 16=16' 18=18'	5=5"	1=0.156 2=0.188"	RS=Round Straight SF=Straight Fluted	4=4" O.D. Tenon <sup>1</sup> 5=3" O.D. Tenon	AP=Grey BK=Black BZ=Bronze DP=Dark Platinum GM=Graphite Metallic GN=Hartford Green WH=White	C=Provision for Convenience Outlet E=GFI Convenience Outlet G=Ground Lug

**NOTES:** 1. Provides 4" tenon on 5" shafts or no tenon on 4" shafts allowing slip over of Epic Collection, Slide and Flite arm accessories. See individual product specifications for additional information.

BASE HEIGHT: 30"

BOLT CIRCLE: 8-1/2"



UBN UTICA

## ORDERING INFORMATION


SAMPLE NUMBER: UBN0840RS5BK

Base Type	Mounting Height (Feet)	Shaft Size at Base (Inches)	Wall Thickness (Inches)	Shaft Type	Luminaire	Color	Options (Add as Suffix)
UBN=Utica	08=8' 10=10' 12=12'	4=4" 5=5"	0=0.125" 2=0.188"	RS=Round Straight SF=Straight Fluted	4=4" O.D. Tenon <sup>1</sup> 5=3" O.D. Tenon	AP=Grey BK=Black BZ=Bronze DP=Dark Platinum GM=Graphite Metallic GN=Hartford Green WH=White	C=Provision for Convenience Outlet E=GFI Convenience Outlet G=Ground Lug

**NOTES:** 1. Provides 4" tenon on 5" shafts or no tenon on 4" shafts allowing slip over of Epic Collection, Slide and Flite arm accessories. See individual product specifications for additional information.

BASE HEIGHT: 31-3/8"

BOLT CIRCLE: 12-1/2"

WA3  
WASHINGTON

## ORDERING INFORMATION

SAMPLE NUMBER: WA30840RS5BK

Base Type	Mounting Height (Feet)	Shaft Size at Base (Inches) <sup>1</sup>	Wall Thickness (Inches)	Shaft Type	Luminaire	Color	Options (Add as Suffix)
WA3=Washington 3	08=8' 10=10' 12=12' 14=14' 16=16' 18=18'	4=4" 5=5" 6=6"	0=0.125" 2=0.188"	RS=Round Straight SF=Straight Fluted	4=4" O.D. Tenon <sup>2</sup> 5=3" O.D. Tenon	AP=Grey BK=Black BZ=Bronze DP=Dark Platinum GM=Graphite Metallic GN=Hartford Green WH=White	C=Provision for Convenience Outlet E=GFI Convenience Outlet G=Ground Lug

**NOTES:** 1. 4" shaft size available in 8', 10' and 12' mounting heights. 5" shaft size available in 8', 10', 12', 14' and 16' mounting heights. 6" shaft size available in 12', 14', 16' and 18' mounting heights. 2. Provides 4" tenon on 5" shafts or no tenon on 4" shafts allowing slip over of Epic Collection, Slide and Flite arm accessories. See individual product specifications for additional information.

BASE HEIGHT: 21"

BOLT CIRCLE: 10-3/4"

**WARNING:** The use of unauthorized accessories such as banners, signs, cameras or pennants for which the pole was not designed voids the Cooper Lighting Solutions Pole Warranty and may result in pole failure causing serious injury or property damage. Upon request, Cooper Lighting Solutions will supply information regarding total loading capacity. Cooper Lighting Solutions' Pole Warranty is void unless poles are used and installed as a complete pole/luminaire combination. This warranty specifically excludes failure as the result of a third party act or omission, misuse, unanticipated uses, fatigue failure or similar phenomena resulting from induced vibration, harmonic oscillation or resonance associated with movement of air currents around the product.

Specifications and dimensions subject to change without notice. Consult your Cooper Lighting Solutions Representative or visit [www.cooperlighting.com](http://www.cooperlighting.com) for available options, accessories and ordering information.