

DESCRIPTION

A very low brightness 4-inch diameter downlight for use with PAR16, PAR20, PAR30 and LED lamps. The precisely formed non-imaging reflector ensures 45° cutoff with PAR/BR lamps and 55° with A lamps and lamp image. The modular housing system supports various downlight, wall wash, and lens reflectors.

Catalog #	Type
Project	
Comments	Date
Prepared by	

SPECIFICATION FEATURES

Reflector/Baffle

Positive reflector mounting pulls trim tight to ceiling. 0.050" spun aluminum reflector. Available in a variety of Alzak® finishes and white or black baffles.

Trim Ring

Self flanged or molded white trim ring. Metal trim ring and rimless trim ring accessories available (see Options and Accessories).

Socket Cap

One piece heat dissipating die-cast aluminum.

Housing

Precision die-cast aluminum 1-1/2" (38mm) deep collar. Optical assembly adjusts within the housing to accommodate ceilings up to 3-1/2" (89mm) thick.

Universal Mounting Bracket

Accepts 1/2" EMT, C Channel, T bar fasteners and hanger bars. Provides 5" total adjustment.

Conduit Fittings

Die-cast screw tight connectors.

Junction Box

U.L. listed for four in, four out #12 at 90°C pull through branch wiring. Pry-outs for four 1/2" and two 3/4" conduits. Access to junction box by removing reflector.

Socket

Medium base porcelain socket with nickel plated screw shell.

Insulation Detector

Self-resetting insulation detector opens circuit if insulation is improperly installed.

Options & Accessories

TRM=Metal Trim Rings to replace molded trim ring.
TRR=Rimless Trim Rings for minimal flange appearance in plaster ceilings.

Labels

cULus listed, damp location.



HD4
4200/4201
4300/4301
4501
4550/4551

8 - 25W

PAR16

PAR20

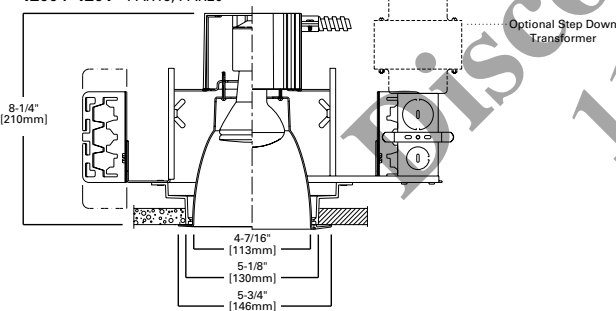
PAR30

A19

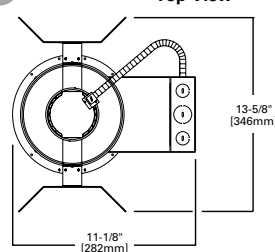
4-Inch Downlight

DIMENSIONS

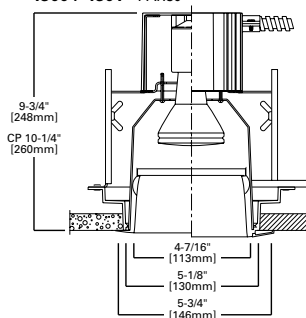
4200 / 4201 PAR16, PAR20



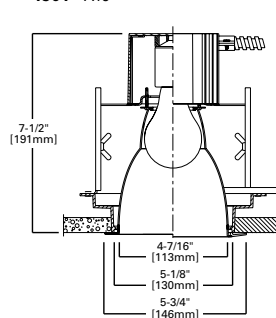
Top View



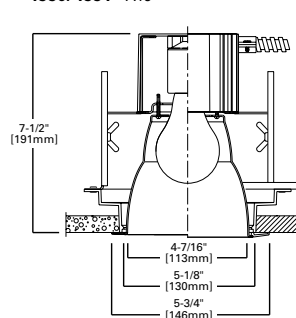
4300 / 4301 PAR30



4501 A19



4550/4551 A19



ORDERING INFORMATION

Housing	Options	Max Wattage Label	Reflector	Finish	Option	Accessories
HD4 =4" Incandescent	CP =Chicago Plenum	WL8 =8W WL12 =12W WL20 =20W ¹ WL25 =25W ¹	4201 =PAR16, PAR20 Self Flanged 4200 =PAR16, PAR20 Molded Trim Ring 4301 =PAR30 Self Flanged 4300 =PAR30 Molded Trim Ring 4501 =A19 Medium Beam Self Flanged 4551 =A19 Wide Beam Self Flanged 4300 =A19 Wide Beam Molded Trim Ring	B =Specular Black GPH =Graphite Haze H =Semi-Specular Clear LI =Specular Clear MW =Matte White WH =Wheat WMH =Warm Haze BB =Black Baffle (4200 & 4300 only) WB =White Baffle (4200 & 4300 only)	WF =White Painted Flanged (Self Flanged only)	H277 =Step Down Transformer, 300VA Max HB26 =C Channel Bar Hangers, 26" Long, Pair HB50 =C Channel Bar Hangers, 50" Long, Pair TRM4 =Metal Trim Ring, Specify Finish TRR4 =Rimless Trim Ring, White FK5 =5 Amp Field Installable Fuse Kit 300V Max RMB-22 =Wood Joist Bar Hanger, 22" Long, Pair HSA4 =Slope Adapter for 4" Aperture Housings, Specify Slope

Note: 1. 4300 and 4301 only.

Discontinued
11-30-2022