



Lumec's **Serenade DSX** LED post top luminaires are a beautiful staple of elegance and subtlety with a mighty and brilliant heart. It can be used to accentuate any environment no matter how harsh the prevailing conditions might be. The Serenade is a straightforward, no-nonsense luminaire, designed for performance and reliability.

Project: _____

Location: _____

Cat.No: _____

Type: _____

Lamps: _____ Qty: _____

Notes: _____

Ordering guide: Luminaire

Example: S56-72W32LED4K-T-ACDR-LE3-120-DMG-SFX-RC-BKTX

Series	LED module		Lamp type	Globe material	Optical system	Voltage	Driver options		Adapters	
S56			T							
S56 Serenade DSX	4000K	3000K	T	ACDR Acrylic globe GL Glass globe	LE2 Type II (ASYM)	120 120V 208 208V 240 240V 277 277V 347 347V 480 480V	AST ²	Pre-set, progressive start-up	SFOK Oak leaf fitter SFX Standard fitter	
	35W32LED4K	35W32LED3K			LE3 Type III (ASYM)		CLO ²	Pre-set, manage lumen depreciation		
	55W32LED4K	55W32LED3K			LE3W Type III (ASYM) wide		DALI ²	Pre-set, compatible with the DALI control system		
	55W48LED4K	55W48LED3K					OTL ²	Pre-set to signal end of life of the lamp		
	72W32LED4K	72W32LED3K					DMG 0-10V			
	80W48LED4K	80W48LED3K			LE4 Type IV (ASYM)		CDMGE25 ²	8 hrs. 25% reduction		
	108W48LED4K	108W48LED3K			LE5 ¹ Type V (SYMM)		CDMGE50 ²	8 hrs. 50% reduction		
					CDMGE75 ²		8 hrs. 75% reduction			
					CDMGM25 ²		6 hrs. 25% reduction			
					CDMGM50 ²		6 hrs. 50% reduction			
		CDMGM75 ²	6 hrs. 75% reduction							
		CDMGS25 ²	4 hrs. 25% reduction							
		CDMGS50 ²	4 hrs. 50% reduction							
		CDMGS75 ²	4 hrs. 75% reduction							
		SRD ¹	Sensor ready driver (standard configuration)							
		SRD1 ¹	Sensor ready driver (alternate configuration)							

Ordering guide (continued)

Luminaire options	Poles & Brackets	Finish
BC Block connector FN1 Decorative finial FN2 Decorative finial FN3 Decorative finial FN4 Decorative finial FN6 Decorative finial FN8 Decorative finial FN9 Decorative finial FN10 Decorative finial FN11 Decorative finial FNC Finial painted copper HS House Side Shield	Consult signify.com/ outdoorluminaires for details and the complete line of Signify poles and brackets.	BE2TX Textured midnight blue BE6TX Textured ocean blue BE8TX Textured royal blue BG2TX Textured Sandstone BKTX Textured black BRTX Textured bronze GN4TX Textured blue green GN6TX Textured forest green GN8TX Textured Dk forest green GNTX Textured green GR Gray sandtex GY3TX Textured medium grey NP Natural aluminum RD2TX Textured burgundy RD4TX Textured scarlet TG Hammertone gold WHTX Textured white

- Not available with **HS** option.
- Not available 347-480 volt.
- Use of photoelectric cell or shorting cap is required to ensure proper illumination.
- The RCD7 is located on top of the fitter, inside the globe.

Note: If 5 or 7 pin receptacle is required contact factory.

S56 – S56C1–C2 Serenade DSX LED

Urban Luminaire

Ordering guide: Luminaire

Example: S56C1-72W32LED4K-T-ACDR-LE3-120-DMG-SFX-RC-BKTX

Series	LED module		Lamp type	Globe material	Optical system	Voltage	Driver options		Adapters	
			T							
S56C1 Serenade DSX	4000K	3000K	T	ACDR Acrylic globe GL Glass globe	LE2 Type II (ASYM)	120 120V 208 208V 240 240V 277 277V 347 347V 480 480V	AST ² Pre-set, progressive start-up	SFOK Oak leaf fitter SFX Standard fitter		
	35W32LED4K	35W32LED3K			LE3 Type III (ASYM)		CLO ² Pre-set, manage lumen depreciation			
55W32LED4K	55W32LED3K	LE3W Type III (ASYM) wide		DALI ² Pre-set, compatible with the DALI control system						
55W48LED4K	55W48LED3K			OTL ² Pre-set to signal end of life of the lamp						
S56C2 Serenade DSX	72W32LED4K	72W32LED3K		LE4 Type IV (ASYM)	DMG 0-10V CDMGE25 ² 8 hrs. 25% reduction CDMGE50 ² 8 hrs. 50% reduction CDMGE75 ² 8 hrs. 75% reduction CDMGM25 ² 6 hrs. 25% reduction CDMGM50 ² 6 hrs. 50% reduction CDMGM75 ² 6 hrs. 75% reduction CDMGS25 ² 4 hrs. 25% reduction CDMGS50 ² 4 hrs. 50% reduction CDMGS75 ² 4 hrs. 75% reduction SRD ¹ Sensor ready driver (standard configuration) SRD1 ¹ Sensor ready driver (alternate configuration)					
	80W48LED4K	80W48LED3K				LE5 ¹ Type V (SYMM)				
	108W48LED4K	108W48LED3K								

Ordering guide (continued)

Luminaire options	Poles & Brackets	Finish
BC Block connector BS Brass decorative band BSC Brass decorative band with clear coat CU Copper decorative band CUC Copper decorative band with clear coat FN1 Decorative finial FN2 Decorative finial FN3 Decorative finial FN4 Decorative finial FN6 Decorative finial FN8 Decorative finial FN9 Decorative finial FN10 Decorative finial FN11 Decorative finial FNC Finial painted copper HS House Side Shield OVR Override function PH8 Photoelectric cell PH9 Shorting Cap PHXL Photoelectric cell, extended life RC ³ Receptacle 3 pin RCD7 ⁴ Receptacle 7 pin SP2 Surge protector TN2.875C 2 7/8" dia. Tenon adaptor TN3 3" dia. Tenon adaptor TN3.5 3 1/2" dia. Tenon adaptor	Consult signify.com/outdoorluminaires for details and the complete line of Signify poles and brackets.	BE2TX Textured midnight blue BE6TX Textured ocean blue BE8TX Textured royal blue BG2TX Textured Sandstone BKTX Textured black BRTX Textured bronze GN4TX Textured blue green GN6TX Textured forest green GN8TX Textured Dk forest green GNTX Textured green GR Gray sandtex GY3TX Textured medium grey NP Natural aluminum RD2TX Textured burgundy RD4TX Textured scarlet TG Hammertone gold WHTX Textured white

1. Not available with **HS** option.

2. Not available 347-480 volt.

3. Use of photoelectric cell or shorting cap is required to ensure proper illumination.

4. The RCD7 is located on top of the fitter, inside the globe.

Note: If 5 or 7 pin receptacle is required contact factory.

Ordering guide: Motion Response

Example: ACC-120-MR4PGI-BKTX

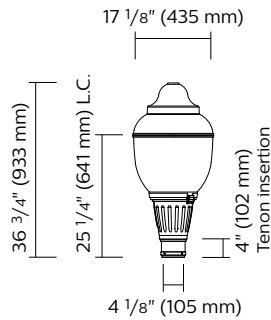
Accessory	Voltage	Module	Finish
ACC			
	120 120V 277 277V	MR4PG1 Single grey MR4PG2 Double grey MR4PW1 Single white MR4PW2 Double white	(Consult Signify representative)

***OVR** option is required for Motion Response Accessory

S56 – S56C1-C2 Serenade DSX LED

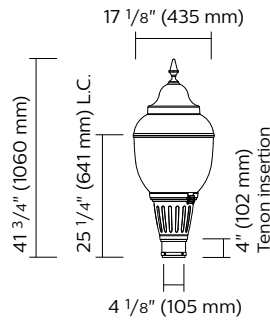
Urban Luminaire

Dimensions



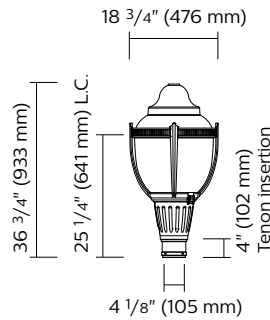
S56-SFX

EPA: 2.02 sq. ft
Weight: 67 lbs (30.39 kg)



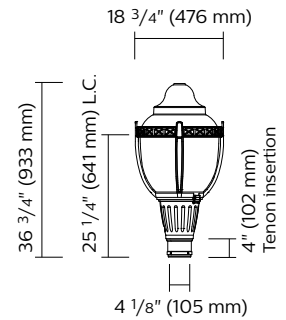
S56-SFX-FN10

EPA: 2.02 sq. ft
Weight: 67 lbs (30.39 kg)



S56C1-SFX-BSX

EPA: 2.37 sq. ft
Weight: 67 lbs (30.39 kg)



S56C2-SFX

EPA: 2.34 sq. ft
Weight: 71 lbs (32.31 kg)

Predicted Lumen Depreciation Data

Predicted performance derived from LED manufacturer's data and engineering design estimates, based on IESNA LM-80 methodology. Actual experience may vary due to field application conditions. L₇₀ is the predicted time when LED performance depreciates to 70% of initial lumen output. Calculated per IESNA TM21-11. Published L₇₀ hours limited to 6 times actual LED test hours.

Ambient Temperature °C	Driver mA	Calculated L ₇₀ Hours	L ₇₀ per TM-21	Lumen Maintenance % at 60,000 hrs
35°C	700 mA	>100,000 hours	>60,000 hours	>85%

LED Wattage and Lumen Values: Serenade S56

4000K

Ordering Code	Total LEDs	LED Current (mA)	Average System Watts ¹	Color Temp.	Type LE2			Type LE3			Type LE3W			Type LE4			Type LE5		
					Delivered Lumens ²	Efficacy (LPW)	BUG Rating	Delivered Lumens ²	Efficacy (LPW)	BUG Rating	Delivered Lumens ²	Efficacy (LPW)	BUG Rating	Delivered Lumens ²	Efficacy (LPW)	BUG Rating	Delivered Lumens ²	Efficacy (LPW)	BUG Rating
S56-35W32LED4K-T	32	350	37	4000K	3,498	95	B1-U3-G1	3,551	96	B1-U3-G1	3,746	102	B1-U3-G1	3,649	99	B1-U3-G1	4,028	109	B3-U3-G1
S56-55W32LED4K-T	32	530	55	4000K	4,974	91	B2-U3-G2	5,050	92	B1-U3-G1	5,327	98	B2-U3-G2	5,189	95	B1-U3-G2	5,729	105	B3-U3-G2
S56-72W32LED4K-T	32	700	71	4000K	6,220	87	B2-U3-G2	6,315	89	B2-U3-G2	6,661	93	B2-U3-G2	6,488	91	B1-U3-G2	7,163	100	B3-U3-G2
S56-55W48LED4K-T	48	350	53	4000K	5,196	97	B2-U3-G2	5,409	101	B1-U3-G2	5,519	104	B2-U3-G2	5,524	104	B1-U3-G2	6,092	114	B3-U3-G2
S56-80W48LED4K-T	48	530	80	4000K	7,402	93	B2-U3-G2	7,706	97	B2-U3-G2	7,863	99	B2-U3-G2	7,870	99	B2-U3-G2	8,678	109	B4-U3-G2
S56-108W48LED4K-T	48	700	104	4000K	9,284	89	B2-U3-G2	9,667	93	B2-U3-G2	9,862	94	B2-U3-G2	9,871	95	B2-U3-G2	10,885	104	B4-U3-G2

1. System input wattage may vary based on input voltage, by up to +/- 10%, and based on manufacturer forward voltage, by up to +/- 8%.

2. Lumen values based on photometric tests performed in compliance with IESNA LM-79.

Note: Some data may be scaled based on tests of similar, but not identical, luminaires.

S56 – S56C1–C2 Serenade DSX LED

Urban Luminaire

LED Wattage and Lumen Values: Serenade S56 (continued)

3000K

Ordering Code	Total LEDs	LED Current (mA)	Average System Watts ¹	Color Temp.	Type LE2			Type LE3			Type LE3W			Type LE4			Type LE5		
					Delivered Lumens ²	Efficacy (LPW)	BUG Rating	Delivered Lumens ²	Efficacy (LPW)	BUG Rating	Delivered Lumens ²	Efficacy (LPW)	BUG Rating	Delivered Lumens ²	Efficacy (LPW)	BUG Rating	Delivered Lumens ²	Efficacy (LPW)	BUG Rating
S56-35W32LED3K-T	32	350	37	3000K	3,132	85	B1-U3-G1	3,180	86	B1-U3-G1	3,354	91	B1-U3-G1	3,267	89	B1-U3-G1	3,607	98	B3-U3-G1
S56-55W32LED3K-T	32	530	55	3000K	4,454	82	B1-U3-G1	4,522	83	B1-U3-G1	4,769	87	B1-U3-G2	4,646	85	B1-U3-G2	5,130	94	B3-U3-G1
S56-72W32LED3K-T	32	700	71	3000K	5,569	78	B2-U3-G2	5,654	79	B2-U3-G2	5,964	84	B2-U3-G2	5,809	81	B1-U3-G2	6,414	90	B3-U3-G2
S56-55W48LED3K-T	48	350	53	3000K	4,652	87	B1-U3-G1	4,843	91	B1-U3-G1	4,942	93	B1-U3-G2	4,946	93	B1-U3-G2	5,454	102	B3-U3-G1
S56-80W48LED3K-T	48	530	80	3000K	6,628	83	B2-U3-G2	6,900	87	B2-U3-G2	7,040	89	B2-U3-G2	7,046	89	B1-U3-G2	7,770	98	B3-U3-G2
S56-108W48LED3K-T	48	700	104	3000K	8,313	80	B2-U3-G2	8,654	83	B2-U3-G2	8,830	85	B2-U3-G2	8,838	85	B2-U3-G2	9,746	93	B4-U3-G2

LED Wattage and Lumen Values: Serenade S56C1–C2

4000K with cage

Ordering Code	Total LEDs	LED Current (mA)	Average System Watts ¹	Color Temp.	Type LE2			Type LE3			Type LE3W			Type LE4			Type LE5		
					Delivered Lumens ²	Efficacy (LPW)	BUG Rating	Delivered Lumens ²	Efficacy (LPW)	BUG Rating	Delivered Lumens ²	Efficacy (LPW)	BUG Rating	Delivered Lumens ²	Efficacy (LPW)	BUG Rating	Delivered Lumens ²	Efficacy (LPW)	BUG Rating
S56Cx-35W32LED4K-T	32	350	37	4000K	3,188	86	B1-U3-G1	3,184	86	B1-U3-G1	3,401	92	B1-U3-G1	3,294	89	B1-U3-G1	3,593	97	B3-U3-G1
S56Cx-55W32LED4K-T	32	530	55	4000K	4,533	83	B2-U3-G2	4,559	83	B1-U3-G1	4,837	89	B1-U3-G2	4,684	86	B1-U3-G2	5,109	94	B3-U3-G1
S56Cx-72W32LED4K-T	32	700	71	4000K	5,668	79	B2-U3-G2	5,691	80	B2-U3-G2	6,048	85	B2-U3-G2	5,857	82	B1-U3-G2	6,388	90	B3-U3-G2
S56Cx-55W48LED4K-T	48	350	53	4000K	4,742	89	B1-U3-G1	4,878	92	B1-U3-G1	5,116	96	B1-U3-G2	5,000	94	B1-U3-G2	5,438	102	B3-U3-G1
S56Cx-80W48LED4K-T	48	530	80	4000K	6,756	85	B2-U3-G2	6,933	87	B2-U3-G2	7,288	92	B2-U3-G2	7,123	90	B1-U3-G2	7,747	97	B3-U3-G2
S56Cx-108W48LED4K-T	48	700	104	4000K	8,474	81	B2-U3-G2	8,689	83	B2-U3-G2	9,141	88	B2-U3-G2	8,934	86	B2-U3-G2	9,717	93	B4-U3-G2

3000K with cage

Ordering Code	Total LEDs	LED Current (mA)	Average System Watts ¹	Color Temp.	Type LE2			Type LE3			Type LE3W			Type LE4			Type LE5		
					Delivered Lumens ²	Efficacy (LPW)	BUG Rating	Delivered Lumens ²	Efficacy (LPW)	BUG Rating	Delivered Lumens ²	Efficacy (LPW)	BUG Rating	Delivered Lumens ²	Efficacy (LPW)	BUG Rating	Delivered Lumens ²	Efficacy (LPW)	BUG Rating
S56Cx-35W32LED3K-T	32	350	37	3000K	2,854	77	B1-U3-G1	2,851	77	B1-U3-G1	3,046	83	B1-U3-G1	2,949	80	B1-U3-G1	3,217	87	B3-U3-G1
S56Cx-55W32LED3K-T	32	530	55	3000K	4,059	74	B1-U3-G1	4,082	75	B1-U3-G1	4,331	79	B1-U3-G2	4,194	77	B1-U3-G1	4,575	84	B3-U3-G1
S56Cx-72W32LED3K-T	32	700	71	3000K	5,075	71	B2-U3-G2	5,096	71	B2-U3-G2	5,416	76	B2-U3-G2	5,245	74	B1-U3-G2	5,720	80	B3-U3-G2
S56Cx-55W48LED3K-T	48	350	53	3000K	4,246	80	B1-U3-G1	4,367	82	B1-U3-G1	4,581	86	B1-U3-G2	4,477	84	B1-U3-G2	4,869	91	B3-U3-G1
S56Cx-80W48LED3K-T	48	530	80	3000K	6,050	76	B2-U3-G2	6,208	78	B2-U3-G2	6,526	82	B2-U3-G2	6,377	80	B1-U3-G2	6,937	87	B3-U3-G2
S56Cx-108W48LED3K-T	48	700	104	3000K	7,588	73	B2-U3-G2	7,781	75	B2-U3-G2	8,185	78	B2-U3-G2	7,999	77	B2-U3-G2	8,701	83	B4-U3-G2

1. System input wattage may vary based on input voltage, by up to +/- 10%, and based on manufacturer forward voltage, by up to +/- 8%.

2. Lumen values based on photometric tests performed in compliance with IESNA LM-79.

Note: Some data may be scaled based on tests of similar, but not identical, luminaires.

S56 – S56C1-C2 Serenade DSX LED

Urban Luminaire

Specifications:

Housing

Finial: Decorative cast 356 aluminum, mechanically assembled.

Hood: Spun aluminum 1100 O dome, permanently assembled to the globe.

Guard (S56C1/C2 only): In a round shape, this guard is made of four cast aluminum 356 decorative arms and one decorative ring. The guard is welded to the fitter.

Fitter: Cast aluminum A360.1 c/w 4 set screws 3/8-16 UNC. Fits on a 4"(102mm) outside diameter by 4"(102mm) long tenon.

Access-mechanism

A cast A360.1 aluminum technical ring with latch and hinge. The mechanism shall offer tool free access to the inside of the luminaire. An embedded memory retentive gasket shall ensure weatherproofness.

Light engine

LEDgine composed of 5 main components:

Heat Sink / Globe / LED lamp / Driver / Optical System

Electrical components are RoHS compliant.

LED engine

LED type: Lumileds LUXEON T. Composed of high-performance white LEDs. Color temperature as per ANSI/NEMA bin Neutral White, 4000 Kelvin nominal (3985K +/- 275K or 3710K to 4260K) or Warm white, 3000 Kelvin nominal (3045K +/- 175K or 2870K to 3220K), CRI 70 Min. 75 Typical.

Globe

One-piece, seamless, injection-molded impact-resistant (DR) acrylic or Glass globe having an inner prismatic surface with semi-prismatic house side shield and glare softening prisms on the street side. The smooth external finish offers self-cleaning properties. The globe is permanently sealed onto the access-mechanism.

Heat sink

Made of cast aluminum optimising the LEDs efficiency and life. Product does not use any cooling device with moving parts (only passive cooling device).

Driver

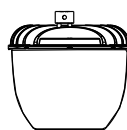
Driver comes standard with dimming compatible 0-10V. High power factor of 95%. Electronic driver, operating range 50/60 Hz. Auto adjusting universal voltage input from 120 to 277 VAC rated for both application line to line or line to neutral, Class I, THD of 20% max. Maximum ambient operating temperature from 40F(40C) to 130F(55C) degrees. Certified in compliance to UL1310 cULus requirement. Dry and damp location. Assembled on a unitized removable tray with Tyco quick disconnect plug resisting to 221F(105C) degrees. The current supplying the LEDs will be reduced by the driver if the driver experiences internal overheating as a protection to the LEDs and the electrical components. Output is protected from short circuits, voltage overload and current overload. Automatic recovery after correction. Standard built in driver surge protection of 2.5kV (min).

Optical system

Composed of high performance optical grade PMMA acrylic refractor lenses to achieve desired distribution optimized to get maximum spacing, target lumens and a superior lighting uniformity. Optical system is rated IP66. Performance shall be tested per LM 63, LM 79 and TM 15 (IESNA) certifying its photometric performance. Street side indicated.

Prismatic globe:

IP66 rated optical system, composed of individual pre-oriented lens to achieve desired distribution, assembled with globe having an inner prismatic surface permanently sealed onto the lower part of the heat sink.



LE2 – Type II (ASYM)

LE3 – Type III (ASYM)

LE3W – Type III (ASYM) Wide

LE4 – Type IV (ASYM)

LE5 – Type V (SYMM)

Driver options

AST: Pre-set driver for progressive start-up of the LED module(s) to optimize energy management and enhance visual comfort at start-up.

CLO: Pre-set driver to manage the lumen depreciation by adjusting the power given to the LEDs offering the same lighting intensity during the entire lifespan of the LED module.

DALI: Pre-set driver compatible with the DALI control system.

OTL: Pre-set driver to signal end of life of the LED module(s) for better fixture management.

DMG: Dimmable driver 0-10V.

Order Code	Dimming		
	Scenario	Duration	Level
CDMGS25	Safety	4 hours	25%
CDMGS50	Safety	4 hours	50%
CDMGS75	Safety	4 hours	75%
CDMGM25	Median	6 hours	25%
CDMGM50	Median	6 hours	50%
CDMGM75	Median	6 hours	75%
CDMGE25	Economy	8 hours	25%
CDMGE50	Economy	8 hours	50%
CDMGE75	Economy	8 hours	75%

SRD: Sensor Ready Driver including SR communication (used for dimming and other functionalities), 24V auxiliary supply and a logical signal input (LSI) connected to the top NEMA twist lock receptacle.

SRD1: Sensor Ready Driver including SR communication (used for dimming and other functionalities) but with 24V auxiliary supply and a logical signal input (LSI) not connected to the top NEMA twist lock.

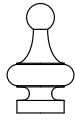
S56 – S56C1-C2 Serenade DSX LED

Urban Luminaire

Specifications (continued)

Luminaire options

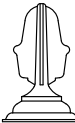
FN3: Decorative finial



FN4: Decorative finial



FN6: Decorative finial



FN8: Decorative finial



FN9: Decorative finial



FN10: Decorative finial



FN11: Decorative finial



FNC: Finial painted copper

HS: House side shield

OVR: Override function

PH8: Photoelectric Cell, Twist-lock Type. Allows a 90 degree rotation.



PH9: Shorting cap, Twist-lock Type



PHXL: Extended life photoelectric cell, Twist-lock Type. Allows a 90° rotation.



RC: Receptacle 3 pins

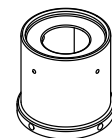


RCD7: Receptacle 7-pins

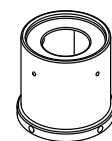


SP2: Integral surge protector

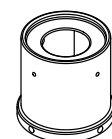
TN2.875: 2-7/8" dia. Tenon adaptor



TN3: 3" dia. Tenon adaptor



TN3.5: 3-1/2" dia. Tenon adaptor



S56C1-C2 (only)

BS: Brass decorative band

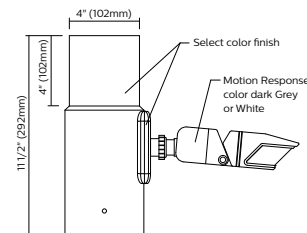
BSC: Brass decorative band with clear coat

CU: Copper decorative band

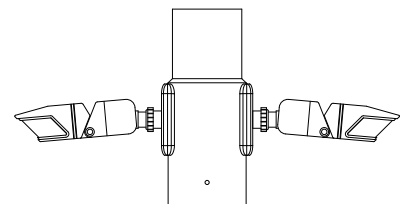
CUC: Copper decorative band with clear coat

Motion Response

Tenon mount motion response provides 270° coverage on an adjustable knuckle. The coverage equals to up to 6 times the sensor height. It is an option offered jointly with the Dynadimmer **OVR** option, that can bring the light up to 100% when the motion response is triggered. It is available in a single or double mounting option. Finish options for the motion response device are white or dark gray. Finish options for the tenon must be specified to match the luminaire and pole. The tenon mount is fully rotatable 360°. This option is available for a 4" OD x 4" long tenon. See instruction sheet for time setting functionality (12 second to 16 minute turn off options) and for mounting instructions.



MR4PG1 or MR4PW1



MR4PG2 or MR4PW2

S56 – S56C1-C2 Serenade DSX LED

Urban Luminaire


Specifications (continued)

Luminaire adapters

SFOK: Oak leaf fitter. Fits on a 4" (102mm) outside diameter by 4" (102mm) long tenon.



SFX: Standard fitter. Fits on a 4" (102mm) outside diameter by 4" (102mm) long tenon.



Surge Protector

Surge protector tested in accordance with ANSI/IEEE C62.45 per ANSI/IEEE C62.41.2 Scenario I Category C High Exposure 10kV/10kA waveforms for Line Ground, Line Neutral and Neutral Ground, and in accordance with U.S. DOE (Department of Energy) MSSLC (Municipal Solid State Street Lighting Consortium) model specification for LED roadway luminaires electrical immunity requirements for High Test Level 10kV / 10kA. **SP2** 20kV/20kA optional.

Finish

In accordance with the AAMA 2603 standard. Application of polyester powder coat paint (4 mils/100 microns) with +/- 1 mils/24 microns of tolerance. The Thermosetting resins provides a discoloration resistant finish in accordance with the ASTM D2244 standard, as well as luster retention in keeping with the ASTM D523 standard and humidity proof in accordance with the ASTM D2247 standard. The surface treatment achieves a minimum of 2000 hours for salt spray resistant finish in accordance with testing performed and per ASTM B117 standard.

Finish Options Include:

BE2TX: Textured Midnight Blue
BE6TX: Textured Ocean Blue
BE8TX: Textured Royal Blue
BG2TX: Textured Sandstone
BKTX: Textured Black
BRTX: Textured Bronze
GN4TX: Textured Blue Green
GN6TX: Textured Forest Green
GN8TX: Textured Dark Forest Green
GNTX: Textured Green
GR: Gray Sandtex
GY3TX: Textured Medium Grey
NP: Natural Aluminum
RD2TX: Textured Burgundy
RD4TX: Textured Scarlet
TG: Hammer-tone Gold
WHTX: Textured White

Wiring

Gauge (#14) TEW/AWM 1015 or 1230 wires, 6" (152mm) minimum exceeding from luminaire.

Hardware

All exposed screws shall be complete with Ceramic primer-seal base coat to reduce seizing of the parts and offers a high resistance to corrosion. All seals and sealing devices are made and/or lined with EPDM and/or silicone and/or rubber.

Luminaire useful life

Refer to IES files for energy consumption and delivered lumens for each option. Based on ISTMT in situ thermal testing in accordance with UL1598 and UL8750, System Reliability Tool, Advance data and Lumileds LM-80/TM-21 data, expected to reach 100,000+ hours with >L70 lumen maintenance @ 25°C (32LED's at 1050mA is 88,000). Luminaire Useful Life accounts for LED lumen maintenance AND all of these additional factors including: LED life, driver life, PCB substrate, solder joints, on/off cycles, burning hours and corrosion. Entire luminaire is rated for operation in ambient temperature of -40°C / -40°F up to +35°C / +95°F.

LED products (manufacturing standard)

The electronic components sensitive to electrostatic discharge (ESD) such as light emitting diodes (LEDs) are assembled in compliance with IEC61340 5 1 and ANSI/ESD S20.20 standards so as to eliminate ESD events that could decrease the useful life of the product.

Quality control

Manufactured to ISO 9001 2008 standards and ISO 14001-2004 International Quality Standards Certification.

Certifications and Compliance


CSA, cULus Listed for Canada and USA. Serenade LED luminaires are DesignLights Consortium qualified.

S56 – S56C1-C2 Serenade DSX LED

Urban Luminaire

Specifications (continued):

Poles & Brackets Sample configurations.



Luminaire: S56C2-SFX-FN10

Mounting: CRF-2

Pole: RTA50

Luminaire: S56-SFX-FN10

Mounting: CRC-1A

Pole: RTA800-BA



© 2020 Signify Holding. All rights reserved. The information provided herein is subject to change, without notice. Signify does not give any representation or warranty as to the accuracy or completeness of the information included herein and shall not be liable for any action in reliance thereon. The information presented in this document is not intended as any commercial offer and does not form part of any quotation or contract, unless otherwise agreed by Signify.

Signify North America Corporation
200 Franklin Square Drive,
Somerset, NJ 08873
Telephone 855-486-2216

Signify Canada Ltd.
281 Hillmount Road,
Markham, ON, Canada L6C 2S3
Telephone 800-668-9008

All trademarks are owned by Signify Holding or their respective owners.