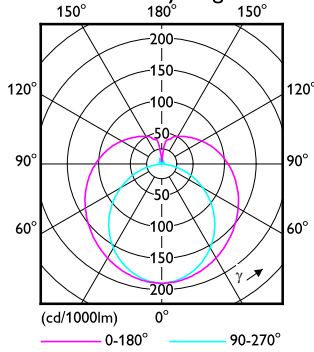


1 x TLED 34W 4000K 9290038155

1 x 4300 lm

Polar intensity diagram

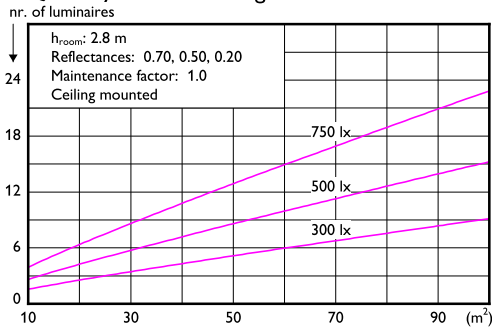


Light output ratio 1.00
 Service upward 0.28
 Service downward 0.72

CIE flux code 36 63 84 72 100

UGRcen (4Hx8H, 0.25H) 25

Quantity estimation diagram

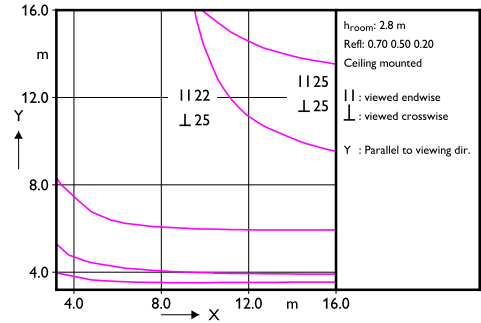


Utilisation factor table

Room Index k	Reflectances (%) for ceiling, walls and working plane (CIE)											
	0.80		0.70		0.50		0.30		0.10		0.00	
	0.80	0.50	0.70	0.50	0.50	0.30	0.30	0.10	0.10	0.10	0.10	0.00
0.60	0.40	0.38	0.38	0.37	0.36	0.29	0.27	0.22	0.25	0.21	0.17	
0.80	0.50	0.47	0.47	0.46	0.44	0.37	0.34	0.29	0.31	0.27	0.22	
1.00	0.57	0.53	0.54	0.52	0.51	0.43	0.39	0.34	0.36	0.32	0.26	
1.25	0.65	0.60	0.61	0.59	0.57	0.49	0.45	0.40	0.41	0.37	0.31	
1.50	0.71	0.65	0.67	0.64	0.61	0.54	0.50	0.45	0.45	0.41	0.34	
2.00	0.80	0.72	0.76	0.72	0.68	0.62	0.57	0.52	0.52	0.48	0.40	
2.50	0.87	0.77	0.81	0.77	0.73	0.67	0.62	0.57	0.56	0.53	0.45	
3.00	0.91	0.80	0.86	0.81	0.76	0.71	0.65	0.61	0.59	0.56	0.48	
4.00	0.98	0.85	0.92	0.86	0.81	0.76	0.70	0.67	0.64	0.61	0.52	
5.00	1.02	0.88	0.95	0.89	0.84	0.80	0.73	0.70	0.67	0.64	0.55	

Ceiling mounted

UGR diagram



Luminance Table

Plane Cone	0.0	15.0	30.0	45.0	60.0	75.0	90.0
45.0	7943	7795	7912	8080	8549	9781	11798
50.0	7684	7504	7601	7691	8084	9306	11447
55.0	7491	7276	7349	7345	7635	8809	11035
60.0	7339	7099	7160	7054	7228	8303	10549
65.0	7239	6967	7013	6906	6862	7783	9965
70.0	7179	6883	6924	6619	6557	7249	9216
75.0	7171	6856	6902	6511	6346	6711	8173
80.0	7226	6887	6941	6491	6265	6229	6708
85.0	7334	6987	7075	6601	6377	5980	4681
90.0	7535	7170	7294	6835	6703	6387	2206

(cd/m²)

HZ24030006

2024-03-14