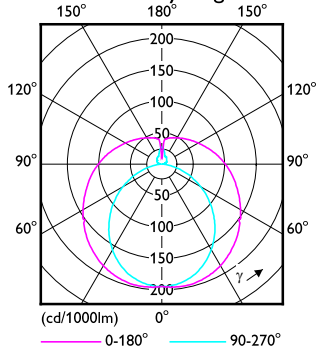


1 x TLED 8.4W 3500K 9290043192

1 x 1560 lm

Polar intensity diagram

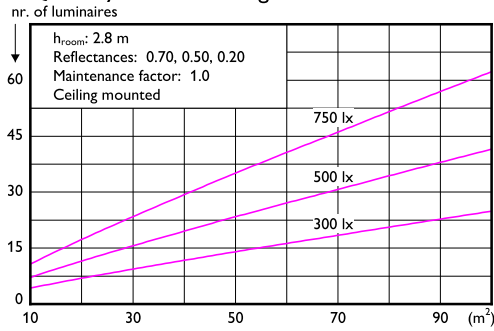


Light output ratio 1.00
 Service upward 0.27
 Service downward 0.73

CIE flux code 37 65 85 73 100

UGRcen (4Hx8H, 0.25H) 23

Quantity estimation diagram

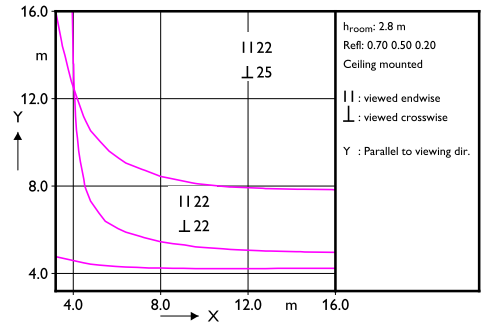


Utilisation factor table

Room Index k	Reflectances (%) for ceiling, walls and working plane (CIE)												
	0.80			0.70			0.50			0.30			0.00
	0.80	0.80	0.70	0.70	0.70	0.70	0.50	0.50	0.30	0.30	0.30	0.10	0.00
0.30	0.10	0.30	0.20	0.10	0.10	0.10	0.10	0.10	0.10	0.10	0.10	0.10	0.00
0.60	0.40	0.38	0.39	0.38	0.37	0.29	0.27	0.23	0.25	0.21	0.17	0.17	0.23
0.80	0.50	0.47	0.48	0.46	0.45	0.37	0.34	0.29	0.32	0.27	0.23	0.23	0.27
1.00	0.58	0.54	0.55	0.53	0.51	0.44	0.40	0.35	0.37	0.33	0.27	0.27	0.27
1.25	0.66	0.60	0.62	0.60	0.58	0.50	0.46	0.41	0.42	0.38	0.32	0.32	0.36
1.50	0.72	0.65	0.68	0.65	0.62	0.55	0.51	0.46	0.46	0.42	0.36	0.36	0.42
2.00	0.81	0.72	0.76	0.73	0.69	0.63	0.58	0.53	0.53	0.49	0.42	0.42	0.46
2.50	0.88	0.77	0.82	0.78	0.74	0.68	0.63	0.59	0.57	0.54	0.46	0.46	0.53
3.00	0.92	0.81	0.87	0.82	0.77	0.72	0.66	0.62	0.61	0.57	0.49	0.49	0.53
4.00	0.98	0.85	0.92	0.87	0.82	0.77	0.71	0.68	0.65	0.62	0.53	0.53	0.56
5.00	1.03	0.88	0.96	0.90	0.84	0.81	0.74	0.71	0.68	0.65	0.56	0.56	0.56

Ceiling mounted

UGR diagram



Luminance Table

Plane Cone	0.0	15.0	30.0	45.0	60.0	75.0	90.0
45.0	6148	5949	5948	6152	6536	7234	8407
50.0	5896	5661	5627	5803	6147	6821	8036
55.0	5676	5405	5340	5487	5773	6396	7617
60.0	5489	5182	5086	5204	5413	5952	7129
65.0	5330	4993	4872	4971	5082	5499	6558
70.0	5221	4855	4710	4792	4791	5053	5903
75.0	5157	4771	4620	4709	4574	4627	5074
80.0	5142	4730	4568	4664	4394	4203	3934
85.0	5166	4738	4581	4713	4339	3931	2342
90.0	5232	4795	4658	4859	4536	4272	1618

(cd/m²)