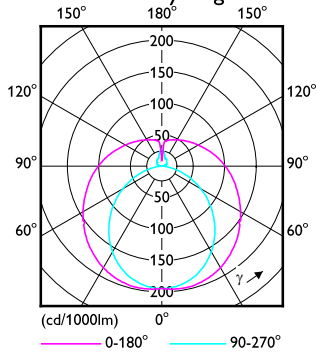


1 x TLED 8.4W 4000K 9290043193

1 x 1600 lm

Polar intensity diagram

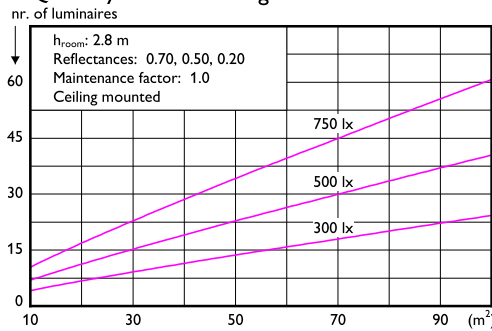


Light output ratio 1.00
 Service upward 0.27
 Service downward 0.73

CIE flux code 37 65 85 73 100

UGRcen (4Hx8H, 0.25H) 23

Quantity estimation diagram

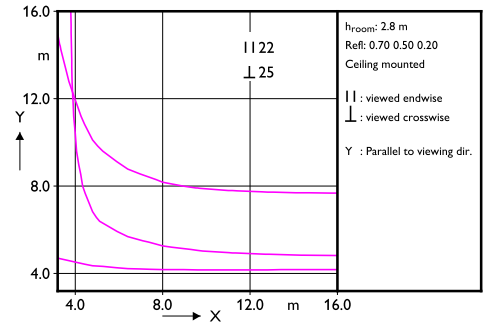


Utilisation factor table

Room Index k	Reflectances (%) for ceiling, walls and working plane (CIE)												
	0.80			0.70			0.50			0.30			0.00
	0.80	0.80	0.70	0.70	0.70	0.70	0.50	0.50	0.30	0.30	0.30	0.00	
0.30	0.10	0.10	0.30	0.20	0.10	0.10	0.10	0.10	0.10	0.10	0.10	0.00	
0.60	0.40	0.38	0.39	0.38	0.37	0.29	0.27	0.23	0.25	0.21	0.17	0.00	
0.80	0.50	0.47	0.48	0.46	0.45	0.37	0.34	0.29	0.32	0.27	0.23	0.00	
1.00	0.58	0.54	0.55	0.53	0.51	0.44	0.40	0.35	0.37	0.33	0.27	0.00	
1.25	0.66	0.60	0.62	0.60	0.58	0.50	0.46	0.41	0.42	0.38	0.32	0.00	
1.50	0.72	0.65	0.68	0.65	0.62	0.55	0.51	0.46	0.46	0.42	0.36	0.00	
2.00	0.81	0.72	0.76	0.73	0.69	0.63	0.58	0.53	0.53	0.49	0.42	0.00	
2.50	0.88	0.77	0.82	0.78	0.74	0.68	0.63	0.59	0.57	0.54	0.46	0.00	
3.00	0.92	0.81	0.87	0.82	0.77	0.72	0.66	0.62	0.61	0.57	0.49	0.00	
4.00	0.98	0.85	0.92	0.87	0.82	0.77	0.71	0.68	0.65	0.62	0.53	0.00	
5.00	1.03	0.88	0.96	0.90	0.84	0.81	0.74	0.71	0.68	0.65	0.56	0.00	

Ceiling mounted

UGR diagram



Luminance Table

Plane Cone	0.0	15.0	30.0	45.0	60.0	75.0	90.0
45.0	6306	6102	6100	6309	6704	7420	8623
50.0	6048	5806	5772	5952	6305	6996	8242
55.0	5822	5544	5477	5628	5921	6560	7812
60.0	5630	5315	5216	5338	5551	6105	7311
65.0	5466	5121	4997	5098	5212	5640	6726
70.0	5355	4979	4831	4915	4914	5182	6054
75.0	5289	4893	4738	4829	4692	4746	5204
80.0	5274	4851	4685	4784	4507	4311	4035
85.0	5299	4860	4698	4834	4450	4032	2402
90.0	5366	4918	4777	4984	4652	4382	1659

(cd/m²)