



# CoreLine FastSet, surface-mounted

## SM155C 17\_26S/830\_840 PSU TW3 PI5 L602

CoreLine FastSet, surface-mounted, All-in, 20 W, 17 W, 14 W, 12 W, L602 mm, 1700 lm, 1900 lm, 2200 lm, 2600 lm, 3000 K, 4000 K

L602 mm, Steel, White, Signal white (RAL9003), Power supply unit (On/Off), All-in, Multi Lumen, All-in, Multi Color Temperature, 1700 lm, 1900 lm, 2200 lm, 2600 lm, 20 W, 17 W, 14 W, 12 W, 142 lm/W, 130 lm/W, 3000 K, 4000 K, (0.38,0.38)SDCM<3; (0.44,0.40)SDCM<3, Opal, Opal, Polycarbonate, IP20/44 | Finger-protected; wire-protected, splash-proof, IK06 | 1 J, Safety class I, Push-in connector 5-pole, Feed-through wiring 3-phase

### Product data

General Information	
Number of gear units	Unit
Driver included	Yes
Service Tag	Yes
Value ladder	Performance
Warranty period	5 years
Light Technical	
Luminous Flux	1,700 1,900 2,200 2,600 lm
Saturated Red (R9)	<50
Correlated Colour Temperature (Nom)	3000 4000 K
Luminous efficacy (rated) (nom.)	142 130 lm/W
Colour rendering index (CRI)	>80

Light source colour	-
Optic type	Opal
Luminaire light beam spread	110°
Unified Glare Rating (CEN)	25
All-in Type	All-in, Multi Lumen All-in, Multi Color Temperature
Operating and Electrical	
Input Voltage	220 to 240 V
Line Frequency	50 or 60 Hz
Inrush current	14 A
Inrush time	0.12 ms
Power Consumption	20 17 14 12 W

## CoreLine FastSet, surface-mounted

Power Factor (Fraction)	0.95
Connection	Push-in connector 5-pole
Cable	-
Number of products on MCB (16 A type B)	55
Suitable for random switching	No
Protection class IEC	Safety class I
Feed-through wiring	Feed-through wiring 3-phase
Total harmonic distortion	20 %

### Controls and Dimming

Dimmable	No
Driver/power unit/transformer	Power supply unit (On/Off)
Control interface	-
Constant light output	No
Maximum dim level	Not applicable

### Mechanical and Housing

Housing material	Steel
Reflector material	Steel
Optic material	Polycarbonate
Optical cover/lens material	Polycarbonate
Fixation material	-
Housing Colour	White
Optical cover/lens finish	Opal
Overall length	602 mm
Overall width	163 mm
Overall height	67 mm
Dimensions (height x width x depth)	67 x 163 x 602 mm
Ingress protection code	IP20/44 [Finger-protected; wire-protected, splash-proof]
Mech. impact protection code	IK06 [1 J]
Net Weight (Piece)	1.500 kg

### Emergency Operation

Central Emergency	No
-------------------	----

### Approval and Application

Glow-wire test	Temperature 650 °C, duration 30 s
Flammability mark	For mounting on normally flammable surfaces
CE mark	Yes
ENEC mark	ENEC mark
Photobiological risk	Photobiological risk group 0 @ 200mm to EN62471
Photobiological risk specification	0.2 m
EU RoHS compliant	Yes
Performance ambient temperature Tq	25 °C
Flickering value (PstLM)	1

Stroboscopic effect	0.4
Ambient temperature range	-20°C to 45°C

### Initial Performance (IEC Compliant)

Luminous flux tolerance	+/-10%
Initial chromaticity	(0.38,0.38)SDCM<3;(0.44,0.40)SDCM<3
Power consumption tolerance	+/-10%
Standard Deviation of Colour Matching (McAdam ellipse)	SDCM≤3

### Over Time Performance (IEC Compliant)

Control gear failure rate at median useful life 50,000 h	5 %
Lumen maintenance (EN-IEC 62722-2-1) at median useful life* 50000 h	L80
Lumen maintenance (EN-IEC 62722-2-1) at median useful life* 100000 h	L65 L70

### Sustainability Data

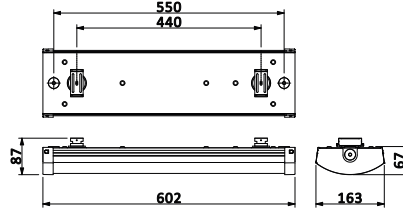
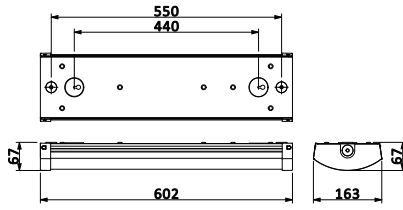
Sustainability rating	Unclassified
Repair class	Repair Class D, this product is not designed to be repaired.
Embedded carbon (A1-A3)	45.4 kg CO <sub>2e</sub>
Product non-virgin material ratio	13.6 %
Recyclable the content ratio of the finished product	40.7 %
GWP total B6 (kg CO <sub>2eq</sub> ) Declared Unit	Please calculate using your local energy mix value: Power Declared Unit (kW) * Service life (hrs) Declared Unit * Energy mix (kg CO <sub>2eq</sub> / kWh)
GWP total B6 (kg CO <sub>2eq</sub> ) Functional Unit	Please calculate using your local energy mix value: POWER DECLARED UNIT (kW) * 1000 (lm) / LUMEN OUTPUT DECLARED UNIT (lm) * 35000 (hrs) * ENERGY MIX (kg CO <sub>2eq</sub> / kWh)

### Product Data

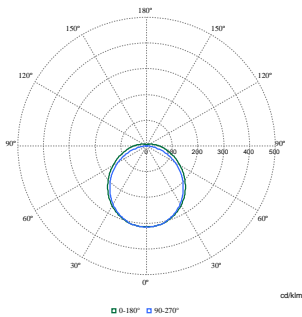
Order product name	SM155C 17_26S/830_840 PSU TW3 PI5 L602
Full product name	SM155C 17_26S/830_840 PSU TW3 PI5 L602
Full EOC	872016951015999
Order code	911401841385
Material no. (12 NC)	911401841385
Numerator – quantity per pack	1
EAN/UPC – Product/Case	8720169510159
Numerator – packs per outer box	4
EAN/UPC - Case	8720169510234

# CoreLine FastSet, surface-mounted

## Dimensional drawing



## Photometric data



Polar Normal (separate) - 911401841385

