



Retail Sales T8

15W T8 Soft White Tubular Fluorescent

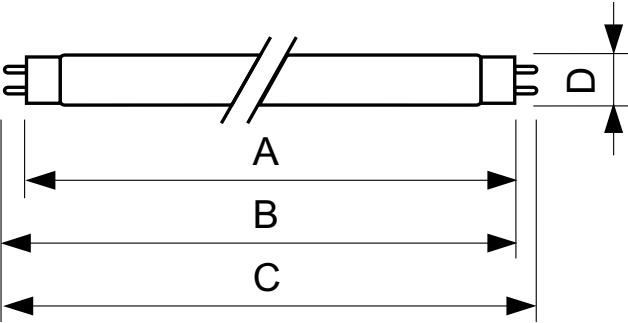
Energy Savings, extra long life, extra low mercury. T8 lamps offer high energy savings, superior lumen output, and long life in an environmentally responsible lamp.

Product data

General Information	
Cap-Base	G13 [Medium Bi-Pin Fluorescent]
Features	ALTO® (ALTO)
Life to 50% Failures (Nom)	13,000 hour(s)
Light Technical	
Color Code	830 [CCT of 3000K]
Luminous Flux	990 lm
Color Designation	Soft White
Correlated Color Temperature (Nom)	3000 K
Color rendering index (CRI)	83
Operating and Electrical	
Power Consumption	15 W
Lamp Current (Nom)	0.335 A
Wattage Equivalent	15 W
Voltage (Nom)	55 V
Controls and Dimming	
Dimmable	Yes

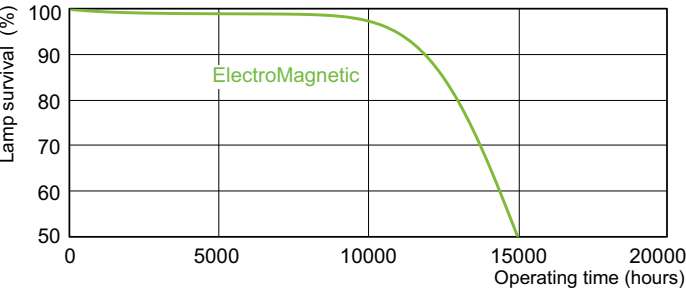
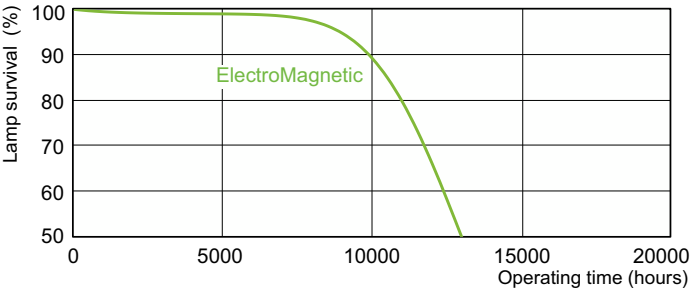
Mechanical and Housing	
Bulb Shape	T8
Net Weight (Piece)	59.600 g
Approval and Application	
Mercury (Hg) Content (Nom)	2.0 mg
Product Data	
Order product name	15W T8 Soft White Tubular Fluorescent
Full product name	15W T8 Soft White Tubular Fluorescent
Order code	928022883028
Material Nr. (12NC)	928022883028
Numerator - Quantity Per Pack	1
EAN/UPC - Product/Case	046677392123
Numerator - Packs per outer box	6
EAN/UPC - Case	50046677392128

Dimensional drawing



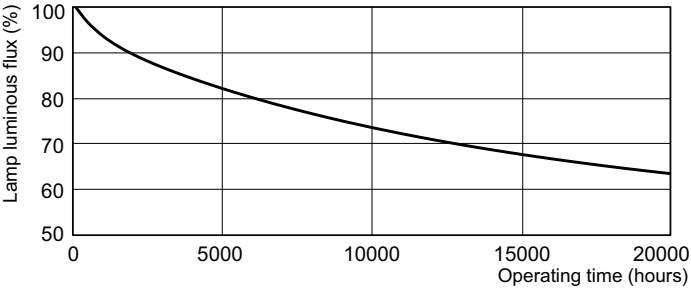
Product	D (max)	A (max)	B (max)	B (min)	C (max)
15W T8 Soft White Tubular Fluorescent	28 mm	437.4 mm	444.5 mm	442.1 mm	451.6 mm

Lifetime



Life expectancy diagram - 3 hour cycle

Life expectancy diagram - 12 hour cycle



Lumen Maintenance Diagram - F15T8 BRIGHT WHITE/18 ALTO SL6

