



MASTERColour CDM MW Eco



MASTERColour MW eco MASTERColour CDM-T MW eco 360W/842 E40

Ceramic metal halide lamps with clear tubular or coated ellipsoid outer bulb, tailor-made to replace and outperform quartz metal halide lamps on existing gear.

Warnings and Safety

- For use with control gear designed for high-pressure mercury or high-pressure sodium lamps with an external ignitor
- A lamp breaking is extremely unlikely to have an impact on your health. If a lamp breaks, ventilate the room for 30 minutes and remove the parts, preferably with gloves. Put them in a sealed plastic bag and take it to your local waste facilities for recycling. Do not use a vacuum cleaner.
- Warm restart time can be up to 15 minutes; T15 ignitors therefore advised.

Product data

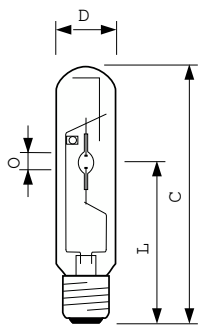
| General Information | | Colour rendering index (CRI) | |
|-------------------------------------|------------------------------------------|------------------------------|------------|
| Cap base | E40 | | 88 |
| Operating position | P45 [Parallel +/-45D or Horizontal(HOR)] | Arc Length O (Nom) | 11.9 mm |
| Flux measurement reference | Sphere | Operating and Electrical | |
| Life to 50% failures (nom.) | 30,000 h | Power Consumption | 361.0 W |
| Light Technical | | Voltage (nom.) | 123 V |
| Colour Code | 842 [CCT of 4200K] | Controls and Dimming | |
| Luminous Flux | 35,400 lm | Dimmable | No |
| Colour designation | Cool White (CW) | Mechanical and Housing | |
| Chromaticity Coordinate X (Nom) | 0.371 | Lamp Finish | Clear |
| Chromaticity Coordinate Y (Nom) | 0.366 | Bulb material | Hard Glass |
| Correlated Colour Temperature (Nom) | 4200 K | Bulb shape | T46 |
| Luminous efficacy (rated) (nom.) | 98.06 lm/W | | |

MASTERColour CDM MW Eco

| | |
|------------------------------------|----------------------------------------|
| Net Weight (Piece) | 166.000 g |
| Approval and Application | |
| Energy Efficiency Class | F |
| Mercury (Hg) content (max.) | 48 mg |
| Mercury (Hg) content (nom.) | 48.0 mg |
| Energy consumption kWh/1,000 hours | 361 kWh |
| EPREL Registration Number | 2070942 |
| Product Data | |
| Order product name | MASTERColour CDM-T MW eco 360W/842 E40 |

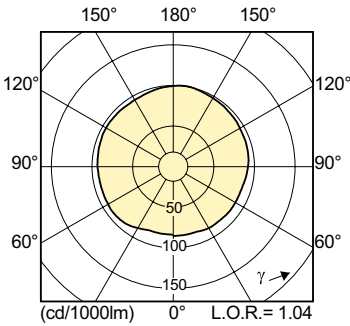
| | |
|---------------------------------|------------------------------------------------------------|
| Full product name | MASTERColour MW eco MASTERColour CDM-T MW eco 360W/842 E40 |
| Full EOC | 871869664610600 |
| Order code | 64610600 |
| Material no. (12 NC) | 928070319230 |
| Numerator – quantity per pack | 1 |
| EAN/UPC – Product/Case | 8718696646106 |
| Numerator – packs per outer box | 12 |
| EAN/UPC – Case | 8718696646113 |

Dimensional drawing

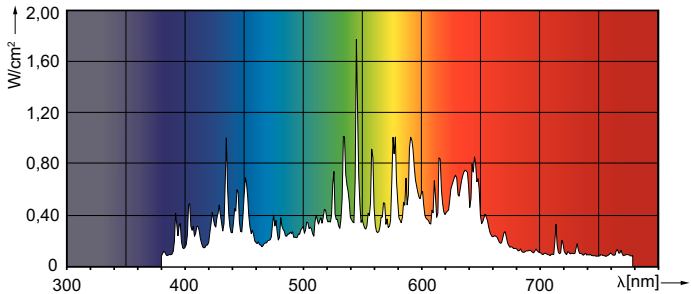


| Product | D | O | L | C (max) |
|----------------------------------------|-------|---------|--------|---------|
| MASTERColour CDM-T MW eco 360W/842 E40 | 47 mm | 11.9 mm | 161 mm | 257 mm |

Photometric data



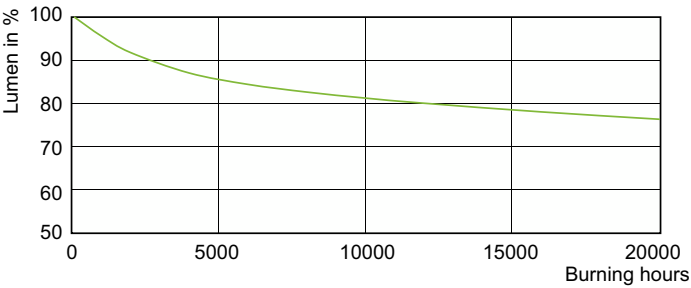
Light Distribution Diagram - MASTERColour CDM-T MW eco 360W/842 E40



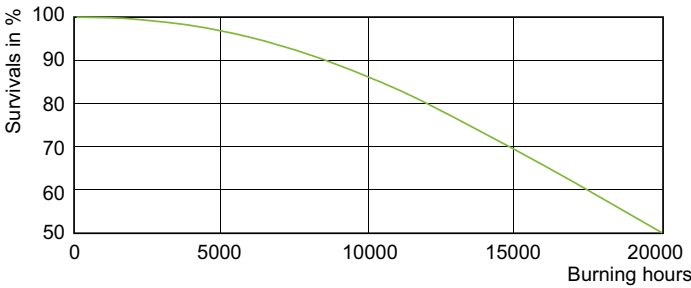
Spectral Power Distribution Colour - MASTERColour CDM-T MW eco 360W/842 E40

MASTERColour CDM MW Eco

Lifetime



Lumen Maintenance Diagram - MASTERColour CDM-T MW eco 360W/842 E40



MASTERColour CDM MW eco /842

