



# MASTERColor CDM-Rm Elite Mini

## MASTERColor CDM-Rm Elite Mini 20W/830 GX10 MR16 25D

The Elite family is at the very top of the MasterColor CDM range, and gives a unique combination of unbeatable light quality and consistent performance over lifetime, while keeping running costs low. The MasterColor DCM Elite MR16 combines the familiar compact shape of MR16 halogen lamps with the performance of ceramic metal halide MasterColor Elite lamps. Suited for accent/decorative lighting, general lighting and downlighting in retail applications; or for outdoor landscaping and architectural effects.

### Warnings and Safety

- R "WARNING: These lamps can cause serious skin burn and eye inflammation from short wave ultraviolet radiation if outer envelope of the lamp is broken or punctured. Do not use where people will remain for more than a few minutes unless adequate shielding or other safety precautions are used. Certain lamps that will automatically extinguish when the outer envelope is broken or punctured are commercially available." This lamp complies with FDA radiation performance standard 21 CFR subchapter J. (USA:21 CFR 1040.30 Canada: SOR/DORS/80-381)

### Product data

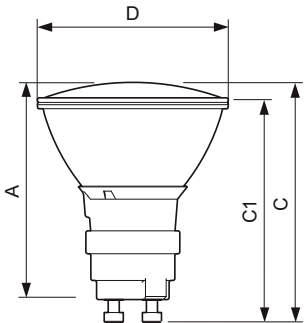
General Information		Chromaticity Coordinate X (Nom)		0.439
Cap-Base	GX10	Chromaticity Coordinate Y (Nom)		0.403
Operating Position	UNIVERSAL [Any or Universal (U)]	Correlated Color Temperature (Nom)		3000 K
Switching Cycle	1,350	Luminous Efficacy (rated) (Nom)		50 lm/W
Life to 50% Failures (Nom)	15,000 hour(s)	Color rendering index (CRI)		84
Light Technical		LLMF At End Of Nominal Lifetime (Nom)		70 %
Color Code	830 [CCT of 3000K]	Luminous Flux in 90° Cone (Rated)		900 lm
Beam Angle (Nom)	25 degree(s)	Operating and Electrical		
Luminous Intensity (Nom)	4,000 cd	Power Consumption		20.1 W

MASTERCOLOR CDM-Rm Elite Mini

Warm-up time to 60% light	120 s
Voltage (Nom)	95 V
Controls and Dimming	
Dimmable	No
Mechanical and Housing	
Bulb Shape	MR16
Net Weight (Piece)	0.047 kg
Approval and Application	
Mercury (Hg) Content (Nom)	3.5 mg
Energy Consumption kWh/1000 h	22 kWh

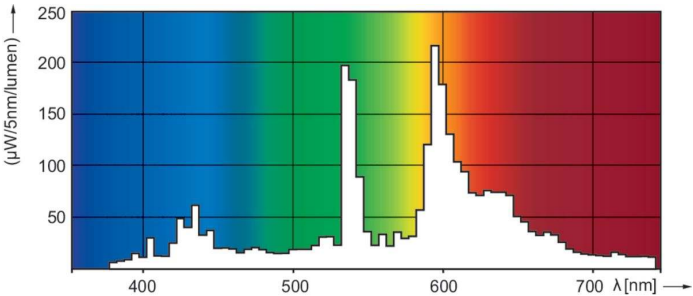
Product Data	
Order product name	CDM-Rm Elite Mini 20W/830 GX10 MR16 25D
Full product name	MASTERCOLOR CDM-Rm Elite Mini 20W/830 GX10 MR16 25D
Order code	421669
Material Nr. (12NC)	928191105315
Numerator - Quantity Per Pack	1
EAN/UPC - Product/Case	046677421663
Numerator - Packs per outer box	12
EAN/UPC - Case	50046677421668

Dimensional drawing

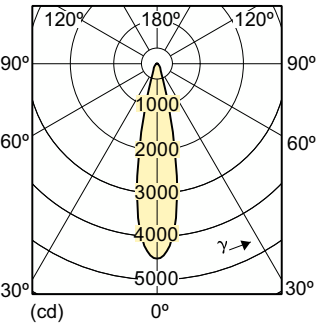


Product	D (max)	D	C (max)	C	C1 (max)	A (max)
CDM-Rm Elite Mini 20W/830 GX10 MR16 25D	51 mm	50 mm	65.4 mm	62.75 mm	60.9 mm	59 mm

Photometric data



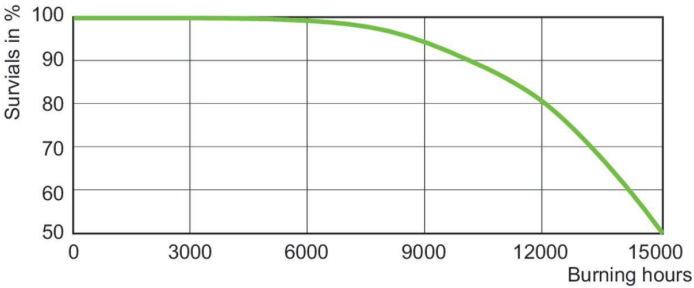
Spectral Power Distribution Colour - CDM-Rm Elite Mini 20W/830 GX10 MR16 25D



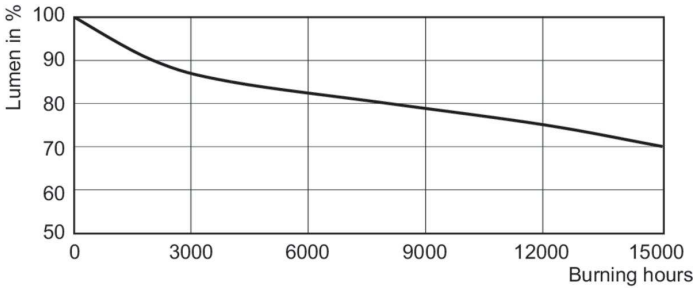
Light Distribution Diagram - CDM-Rm Elite Mini 20W/830 GX10 MR16 25D

MASTERCOLOR CDM-Rm Elite Mini

Lifetime



LDLE\_CDM-Rm\_0003-Life expectancy diagram



Lumen Maintenance Diagram - CDM-Rm Elite Mini 20W/830 GX10 MR16 25D

