



Candle LED

LED 15W T25 E14 WW FR ND RF 1SRT6

Philips Candle Dimmable LED Lamps offer decorative energy saving ambience with the elegant effect of incandescent candles. Available in bent, blunt and flame tip candles, their unique design provides light in all directions, giving lighting designers a long life alternative to standard incandescent sources.

Product data

General Information	
Cap-Base	E14 [E14]
Nominal lifetime	15,000 h
Switching Cycle	50,000
Rated Lifetime (Hours)	15,000 h
Lighting Technology	LED
Flux measurement reference	Sphere
EU RoHS compliant	Yes

Light Technical	
Color Code	827 [CCT of 2700K]
Color Code	827 [CCT of 2700K]
Beam Angle (Nom)	240 degree(s)
Luminous Flux	150 lm
Color Designation	Warm White (WW)
Correlated Color Temperature (Nom)	2700 K
Luminous Efficacy (rated) (Nom)	88.00 lm/W
Color Consistency	<6
Color rendering index (CRI)	80
LLMF At End Of Nominal Lifetime (Nom)	70 %
Flickering value (PstLM)	1
Stroboscopic effect value (SVM)	0.4

Operating and Electrical	
Line Frequency	50 to 60 Hz
Input Frequency	50 to 60 Hz
Power Consumption	1.7 W
Lamp Current (Nom)	20 mA
Wattage Equivalent	15 W
Starting Time (Nom)	0.5 s
Warm-up time to 60% light	0.5 s
Power Factor (Fraction)	0.4
Voltage (Nom)	220-240 V

Temperature	
T-Case Maximum (Nom)	55 °C

Controls and Dimming	
Dimmable	No

Mechanical and Housing	
Bulb Finish	Frosted
Bulb Shape	T25 [T 25mm]

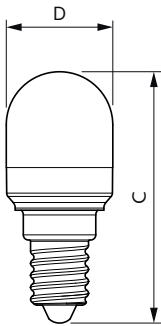
Approval and Application	
Energy Efficiency Class	F

Candle LED

Energy Consumption kWh/1000 h	2 kWh
EPREL Registration Number	391879
EyeComfort	Yes
Product Data	
Order product name	LED 15W T25 E14 WW FR ND RF 1SRT6
Full product name	LED 15W T25 E14 WW FR ND RF 1SRT6
Full product code	871869977193501


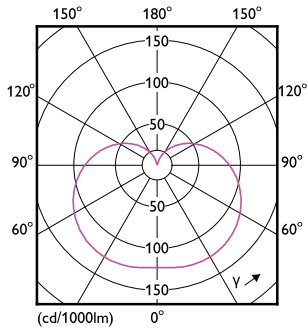
Order code	929001325755
Material Nr. (12NC)	929001325755
Numerator - Quantity Per Pack	1
EAN/UPC - Product/Case	8718699771935
Numerator - Packs per outer box	6
EAN/UPC - Case	8718699772741

Dimensional drawing



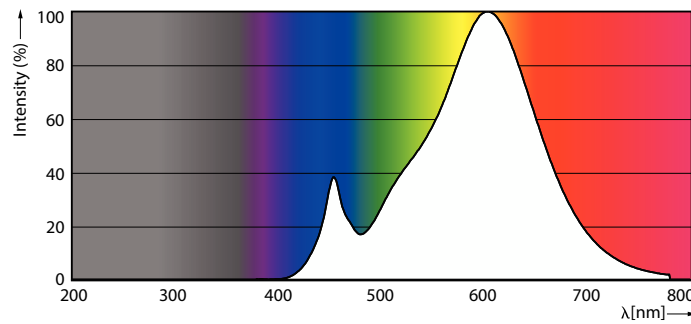
Product	D	C
LED 15W T25 E14 WW FR ND RF 1SRT6	25 mm	59 mm

Photometric data



Light Distribution Diagram - LED 15W T25 E14 WW FR ND RF 1SRT6

General uniform lighting - LED 15W T25 E14 WW FR ND RF 1SRT6



Spectral Power Distribution Colour - LED 15W T25 E14 WW FR ND RF 1SRT6

Candle LED

Lifetime



Life Expectancy Diagram - LED 15W T25 E14 WW FR ND RF 1SRT6

Lumen Maintenance Diagram - LED 15W T25 E14 WW FR ND RF 1SRT6

